

COVID 19

SITUATION REPORT 2020

Issue No. 2

APRIL 9

EASTERN AFRICA STANDBY FORCE
Authored by: EASF Situation Room



SUMMARY

The coronavirus (COVID-19) pandemic in the EASF region continues to spread as countries record more cases. So far, a total of 572 cases have been recorded which indicates a 32.4% increase in infections since the last report. The most affected countries in the EASF Region are Kenya with 179 cases, Djibouti (135) and Rwanda (110).

It should be noted that Comoros has yet to record any cases of COVID-19 cases. Countries which have recorded the least number of increase in infections such as Uganda and Seychelles may be an indication that the measure that have been put in place to curb the spread of the disease are bearing fruit.

The region has so far recorded 11 deaths in relation to the COVID-19 cases with Kenya reporting the highest number of deaths at 6, Ethiopia (2) and Sudan (2). This represents 1.92% COVID-19 related mortality rate.

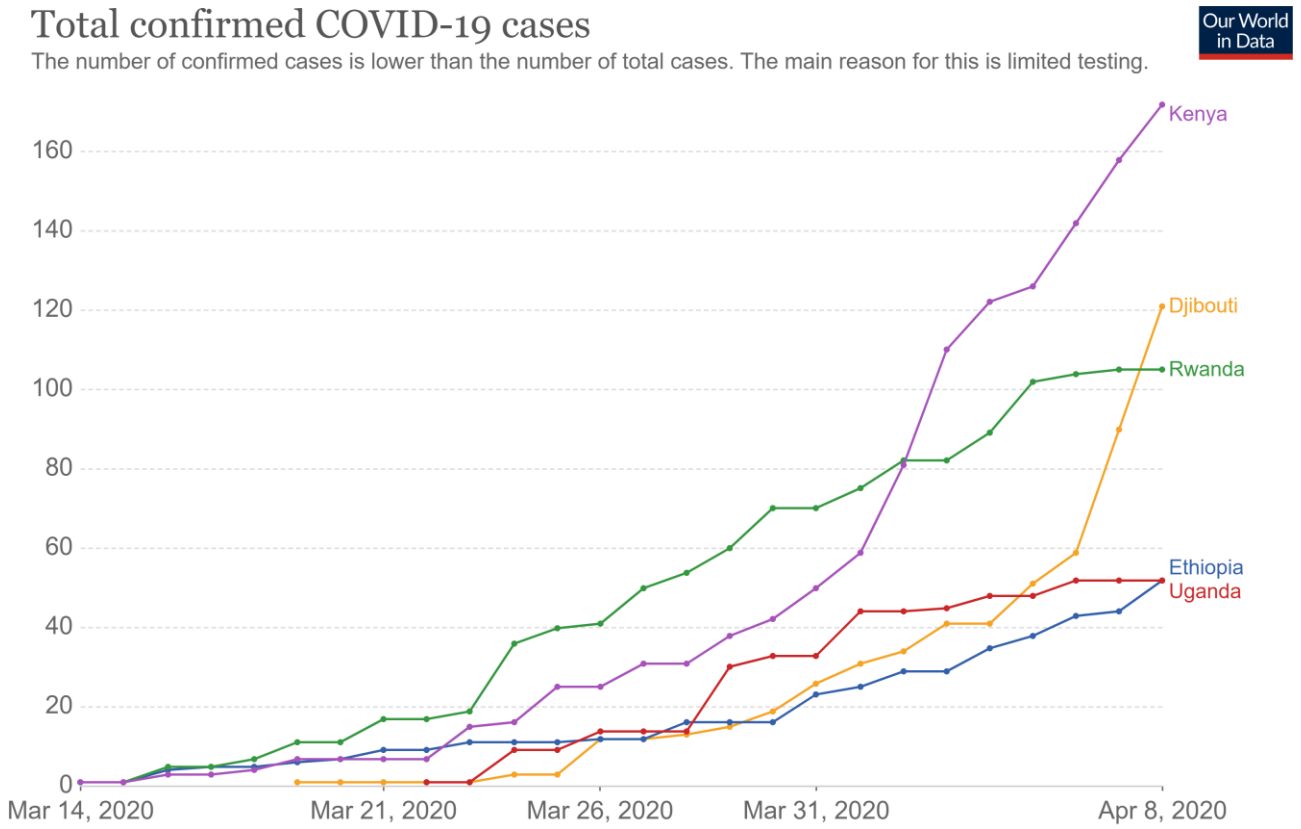
The EASF region has recorded 48 recoveries with Djibouti recording 25, Kenya (9) and Rwanda (7). This represents 8.4% recovery rate of all total infected people.

Regional Trends

Table 1: Infection Cases per EASF Member State

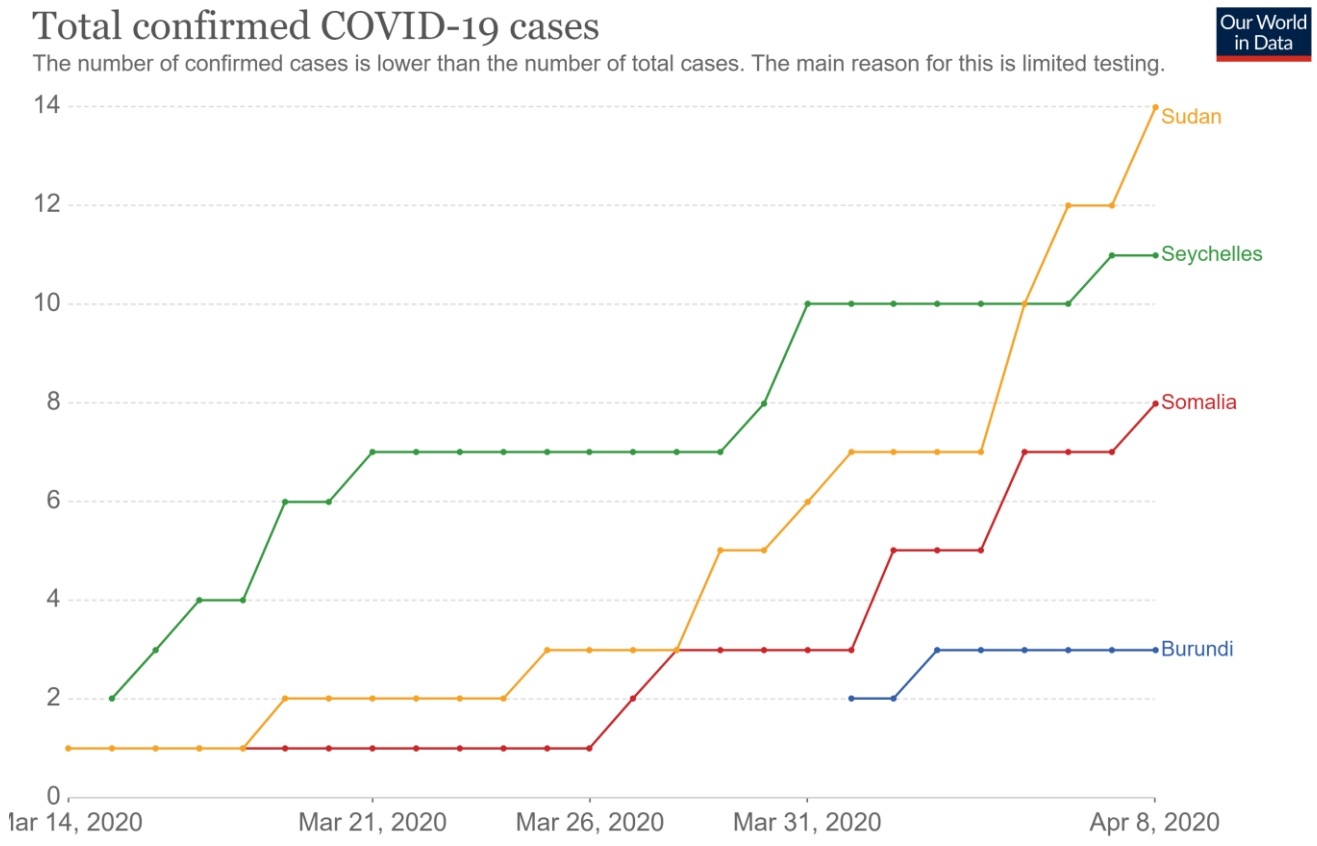
Country	Cases	New Cases	%incr	Recoveries	Deaths
Burundi	3	0	0%	0	0
Comoros	0	0	0%	0	0
Djibouti	135	76	128.8%	25	0
Ethiopia	55	12	27.9%	4	2
Kenya	179	37	26.1%	9	6
Rwanda	110	6	5.8%	7	0
Seychelles	11	1	10%	0	0
Somalia	12	5	71.4%	1	1
Sudan	14	2	16.7%	2	2
Uganda	53	1	1.92%	0	0
TOTAL	572	140	32.4%	48	11

Figure 1: Category 1 - Countries with more than 50 cases



Source: European CDC – Situation Update Worldwide – Last updated 8th April, 11:30 (London time) OurWorldInData.org/coronavirus • CC BY
Note: The large increase in the number of cases globally and in China on Feb 13 is the result of a change in reporting methodology.

Figure 2: Category 2 - Countries with less than 50 cases



Source: European CDC – Situation Update Worldwide – Last updated 8th April, 11:30 (London time) OurWorldInData.org/coronavirus • CC BY
 Note: The large increase in the number of cases globally and in China on Feb 13 is the result of a change in reporting methodology.

Global Trends

There global trends indicate that there are currently **1,519,012** confirmed cases, **329,876** recoveries and **88,538** deaths from the COVID-19 Pandemic.

The top five countries that have recorded the highest number of cases globally include the United States with 432,132 cases, Spain (148, 220), Italy (139, 422), Germany (113, 296) and France (83,080). The global death rate is at 4% of the total infection with Italy and Spain seeing a reduction of deaths over the last one week indicating that their individual curves are flattening. The USA, Germany and France are heading towards the peak of the curve within the next two weeks although Germany has experienced a significantly lower number of deaths than most countries.

China, where the first case was reported has experienced a complete decline in infections and are now reporting a double digit infection rate and nearly no deaths from the COVID – 19 pandemic. Although, the country is still concerned about the risk of a second wave of infections indicating that the threat of a rebound in Wuhan remains high.

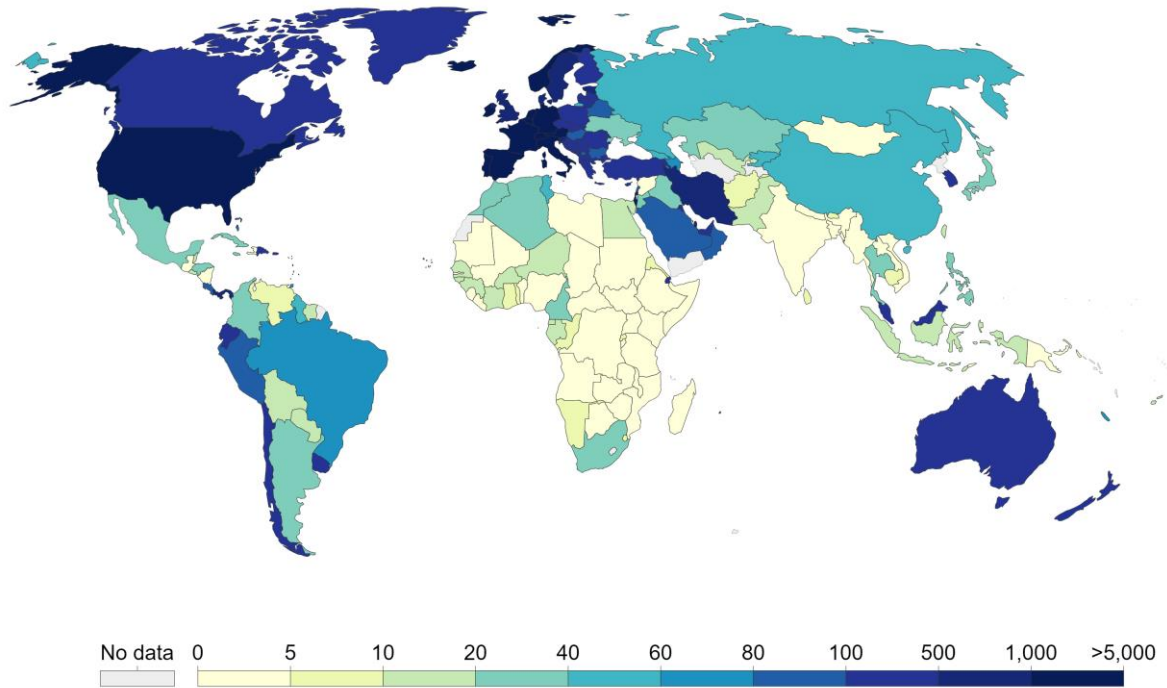
Table 2: A breakdown of the Global Infection of COVID- 19

Description	Cases	%age incr. from 6/04
Currently Infected	1,519,012	11.9%
Mild Condition	1,051,712	11.7%
Serious or Critical	48,085	10.4%
Recovered/Discharged	329,876	12.4%
Deaths	88,538	12.7%

Figure 4: Global Map of total confirmed COVID-19 cases as at 8.08.2020

Total confirmed COVID-19 cases per million people, Apr 8, 2020

The number of confirmed cases is lower than the number of total cases. The main reason for this is limited testing.

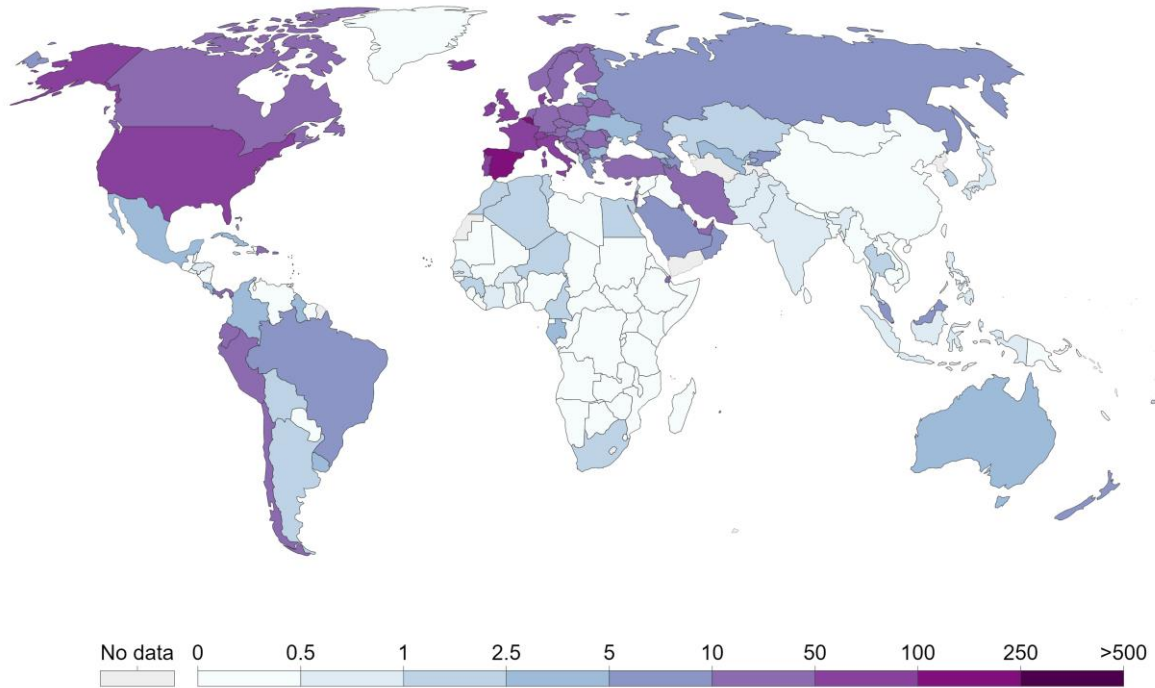


Source: European CDC – Situation Update Worldwide – Last updated 8th April, 11:30 (London time) [OurWorldInData.org/coronavirus](https://www.ourworldindata.org/coronavirus) • CC BY
Note: The large number of cases globally and in China on Feb 17 is the result of a change in reporting methodology.

Figure 4: Global Map of the daily new confirmed COVID-19 cases as at 8.08.2020

Daily new confirmed COVID-19 cases per million people, Apr 8, 2020

The number of confirmed cases is lower than the number of total cases. The main reason for this is limited testing.



Source: European CDC – Situation Update Worldwide – Last updated 8th April, 11:30 (London time) OurWorldInData.org/coronavirus • CC BY
Note: The large number of cases globally and in China on Feb 17 is the result of a change in reporting methodology.

In the coming days EASF E-WARN will continue observing the trends to see how soon they will flatten for respective member states especially given the stringent measures that have been put in place in the recent past.