

COVID 19

SITUATION REPORT 2020

Issue No. 5

APRIL 20

EASTERN AFRICA STANDBY FORCE
Authored by: EASF Situation Room



SUMMARY AND ANALYSIS

The coronavirus (COVID-19) pandemic in the EASF region is spreading more rapidly with countries reporting 615 more cases. So far, a total of 1698 cases have been recorded which indicates a 79.8% increase in infections since the last report. EASF region makes up 7.4% of the 22,992 total continents infections.

The most affected countries in the EASF Region are Djibouti with 846 total cases, Kenya (270), and Rwanda (147). The Union of Comoros has yet to record any cases of infection. Burundi, Seychelles and Uganda have recorded no new cases of Corona virus since the last report. All cases of Coronavirus in Burundi have been resolved and in effect, there is no case of infection in the country.

The region has so far recorded 39 COVID-19 related deaths with Kenya reporting the highest number of deaths at 14, Sudan 12 and Somalia 7. This represents 2.3% mortality rate of the total reported cases. The mortality rate remains low within the Member States.

The trend of recoveries in the region continues to be very positive at 309 recoveries Djibouti has recorded the highest at 102, Rwanda (76) and Kenya (67). This represents 18.2% recovery rate of all total infected people and indicates a 9.7% increase in recoveries as compared to the last report.

Regional Trends

Table 1: Infection Cases per EASF Member State

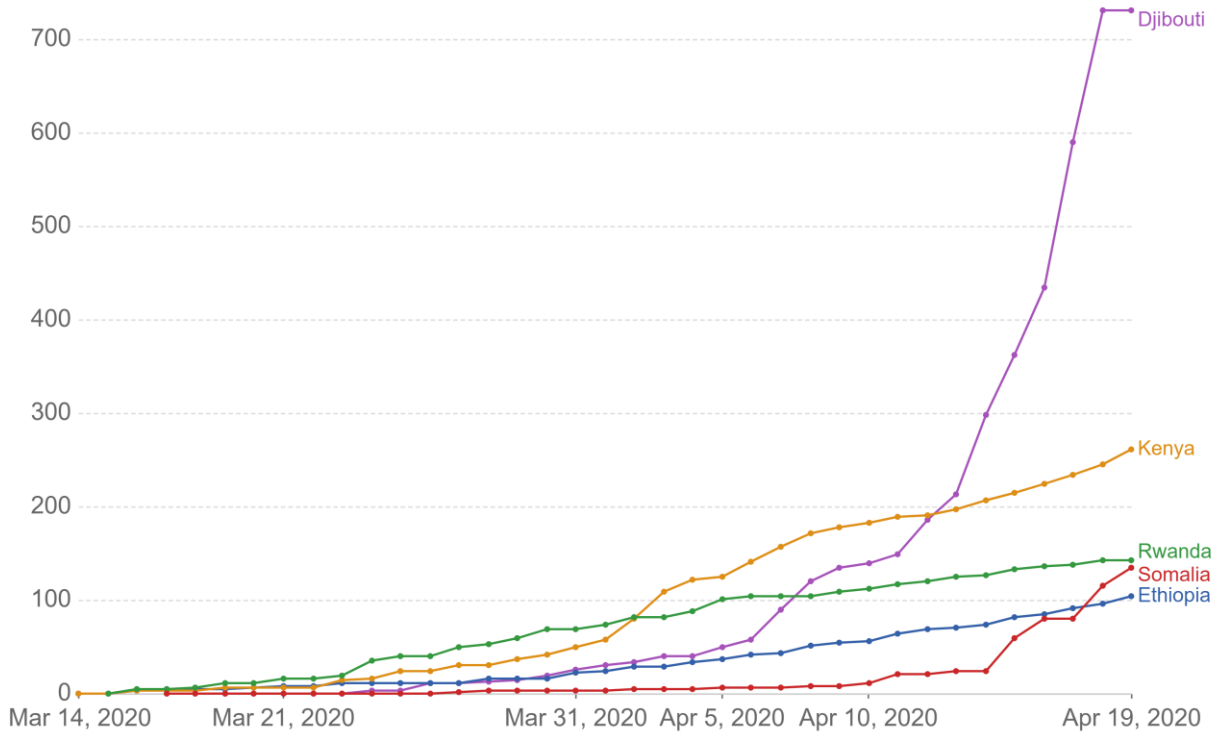
Country	Cases	New Cases	%incr.	Recoveries	Deaths
Burundi	5	0	0%	4	1
Comoros	0	0	0%	0	0
Djibouti	846	411	95%	102	2
Ethiopia	108	23	27.1%	16	3
Kenya	270	25	11.1%	67	14
Rwanda	147	12	8.9%	76	0
Seychelles	11	0	0%	5	0
Somalia	164	84	105%	3	7
Sudan	92	60	187.5%	8	12
Uganda	55	0	0%	28	0
TOTAL	1698	615	79.8%	309	39

Trend line 1: Category 1 - Countries with more than 100 cases

Confirmed COVID-19 cases

Our World
in Data

The number of confirmed cases is lower than the number of total cases. The main reason for this is limited testing.

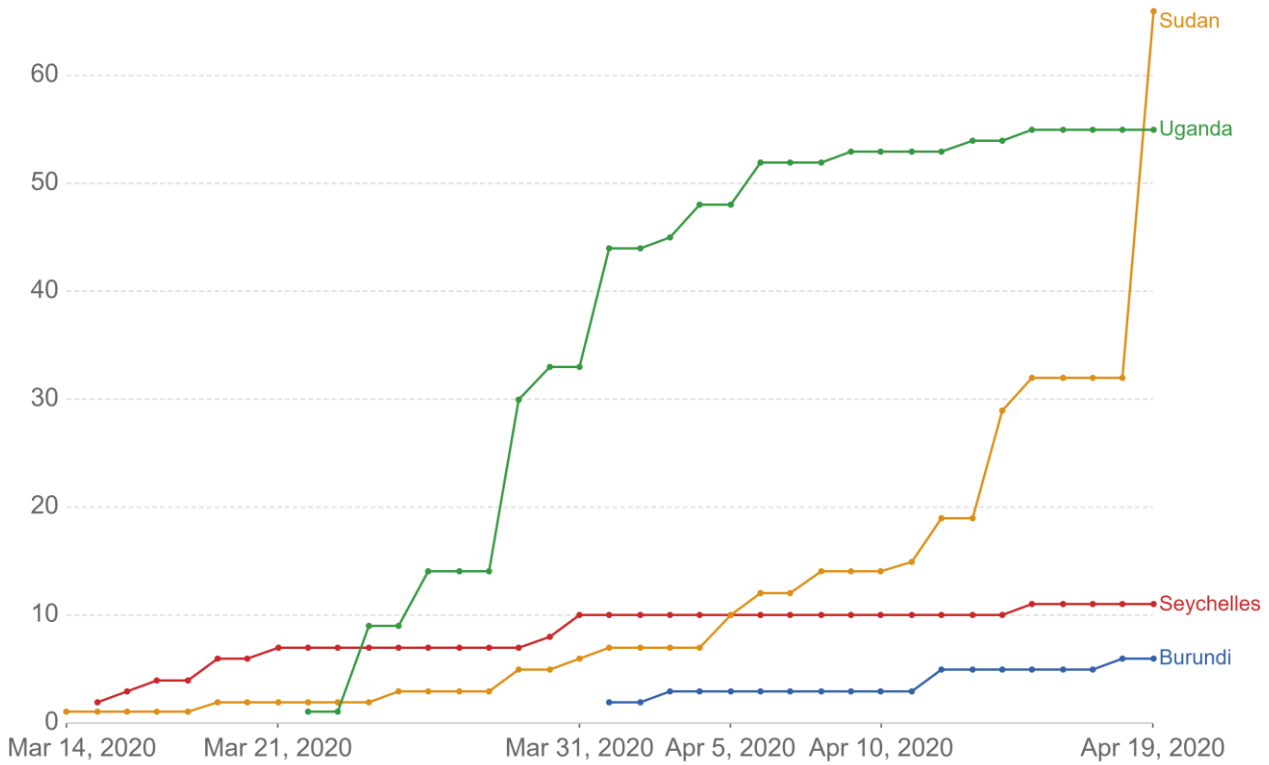


Source: European CDC – Situation Update Worldwide – Last updated 19th April, 11:00 (London time) OurWorldInData.org/coronavirus • CC BY

Trend line 2: Category 2 - Countries with less than 100 cases

Confirmed COVID-19 cases

The number of confirmed cases is lower than the number of total cases. The main reason for this is limited testing.



Source: European CDC – Situation Update Worldwide – Last updated 19th April, 11:00 (London time) OurWorldInData.org/coronavirus • CC BY

Global Trends

The coronavirus COVID-19 is affecting 210 countries and territories around the world and 2 international conveyances. There global trends indicate that there are currently **2,407,600** confirmed cases, **625,312** recoveries and **165,083** deaths from the COVID-19 Pandemic.

The top five countries that have recorded the highest number of cases globally include the United States with 764,265 cases, Spain (198,674), Italy (178,972), France (152,894) and Germany (145,742). The highest recovery rate has been reported in Germany with 88,000 cases, Spain (77,357), China (77,084), USA (71,012) and Iran (57,023). The countries that have recorded the highest death rates are USA (40,565), Italy (23,660), Spain (20,453), France (19,718) and UK (16,060).

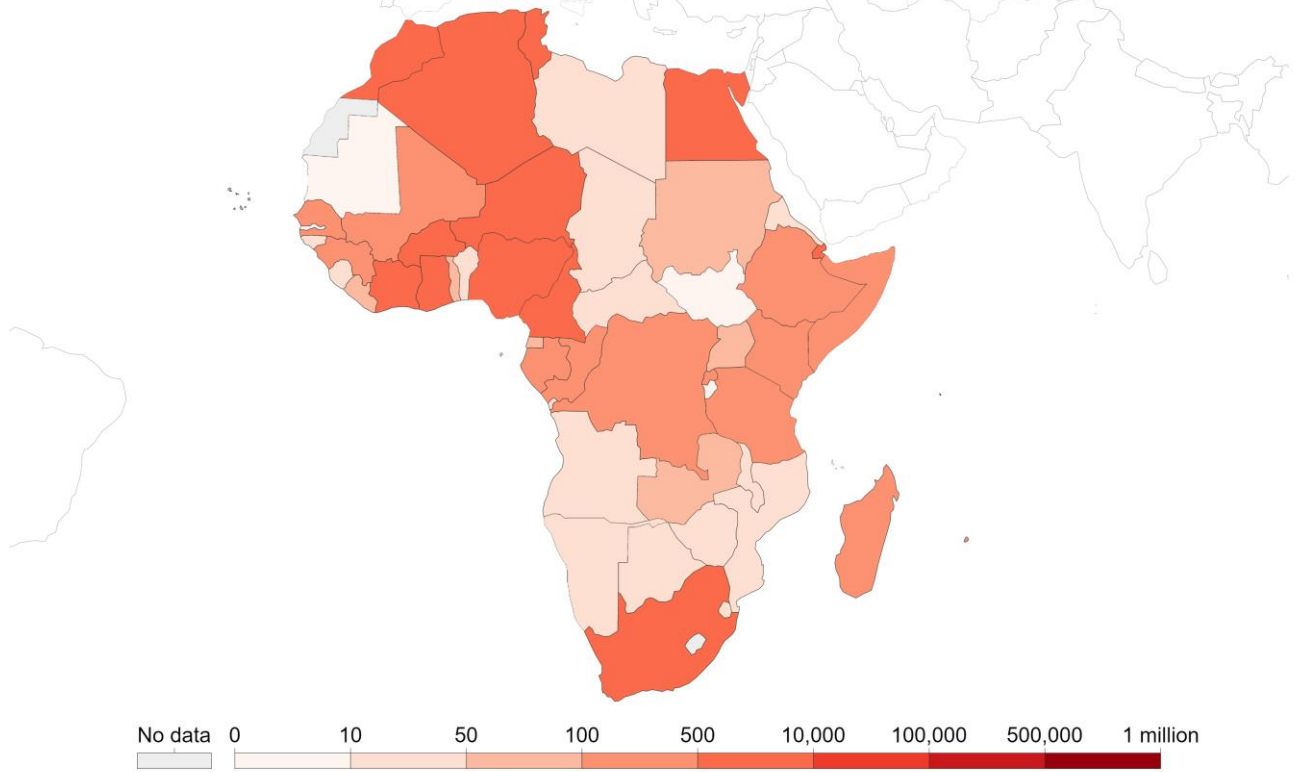
Table 2: A breakdown of the Global Infection of COVID- 19

Description	Cases	%age incr. from 16/04
Currently Infected	2,407,600	15.6%
Mild Condition	1,562,993	12.7%
Serious or Critical	54,212	6.0%
Recovered/Discharged	625,312	22.5%
Deaths	165,083	22.6%

Figure 1: Africa's Map of total confirmed COVID-19 cases

Confirmed COVID-19 cases, Apr 19, 2020

The number of confirmed cases is lower than the number of total cases. The main reason for this is limited testing.

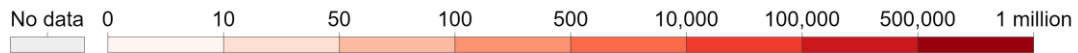
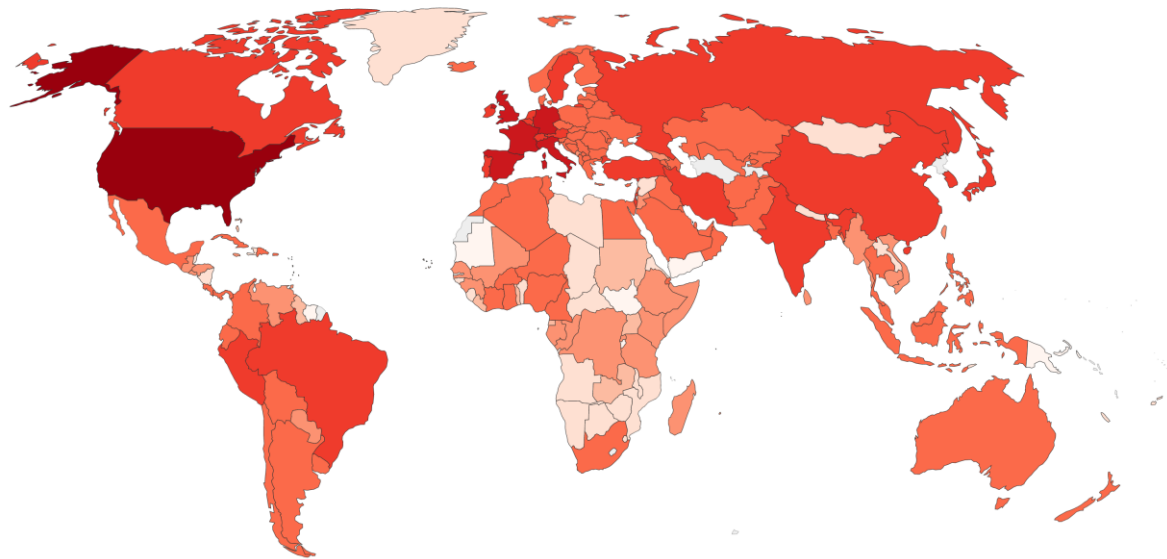


Source: European CDC – Situation Update Worldwide – Last updated 19th April, 11:00 (London time) OurWorldInData.org/coronavirus • CC BY

Figure 2: Global Map of total confirmed COVID-19 cases

Confirmed COVID-19 cases, Apr 19, 2020

The number of confirmed cases is lower than the number of total cases. The main reason for this is limited testing.

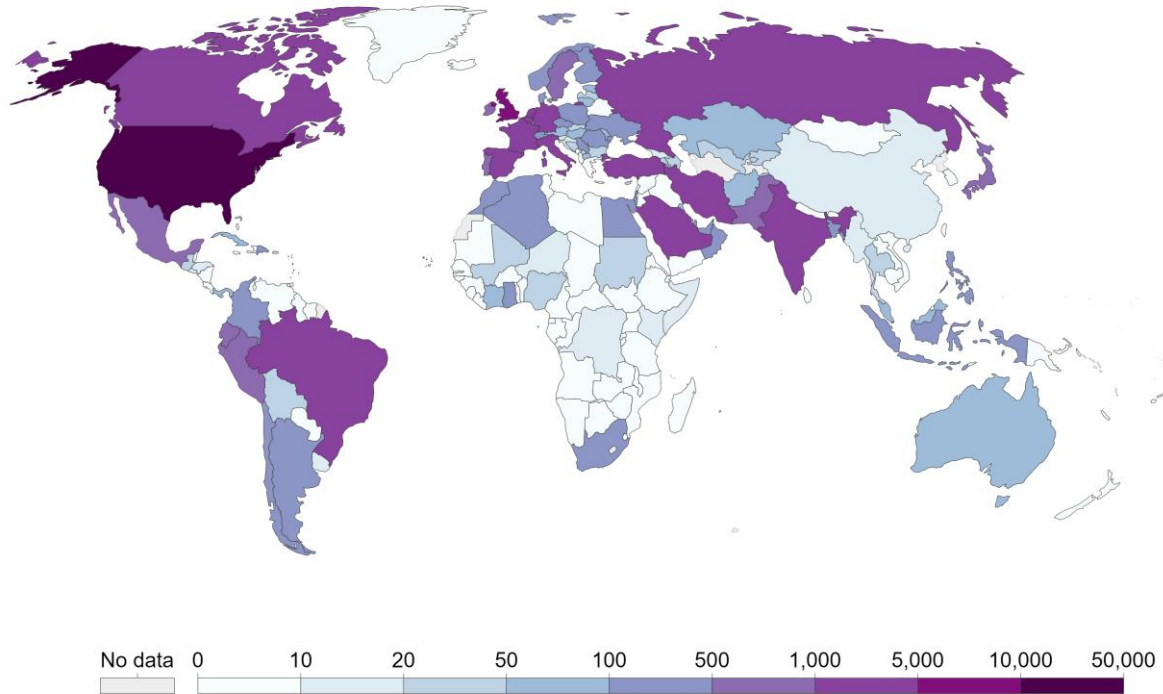


Source: European CDC – Situation Update Worldwide – Last updated 19th April, 11:00 (London time) [OurWorldInData.org/coronavirus](https://www.ourworldindata.org/coronavirus) • CC BY

Figure 3: Global Map of the daily new confirmed COVID-19 cases

Daily new confirmed COVID-19 cases, Apr 19, 2020

The number of confirmed cases is lower than the number of total cases. The main reason for this is limited testing.



Source: European CDC – Situation Update Worldwide – Last updated 19th April, 11:00 (London time) [OurWorldInData.org/coronavirus](https://www.ourworldindata.org/coronavirus) • CC BY