

# COVID 19

## SITUATION REPORT 2020

### Issue No. 7

---

APRIL 27

---

**EASTERN AFRICA STANDBY FORCE**  
Authored by: EASF Situation Room



---

## SUMMARY AND ANALYSIS

The EASF region has reported 375 more corona virus (COVID-19) cases as compared to the last report. So far, a total of **2,391** have been reported in the region, which makes up 7.3% of the 32,674 total continents infections.

The most affected countries in the EASF Region are Djibouti with 1,023 total cases, Somalia (436) and Kenya (355). The Union of Comoros has yet to record any cases of infection while Seychelles has recorded no new cases of Corona virus since the last report.

The region has so far recorded an increase of 23 deaths since the last report bringing the total to 64 COVID-19 related deaths with Somalia reporting the highest number of deaths at 23, Sudan 21 and Kenya 14. This represents 2.9% mortality rate of the total reported cases. The mortality rate remains low within the Member States.

The trend of recoveries in the region continues to be very positive at 690 recoveries. Djibouti has recorded the highest at 411, Kenya (106) and Rwanda (92). This represents 29% recovery rate of all total infected people.

---

## Regional Trends

*Table 1: Infection Cases per EASF Member State*

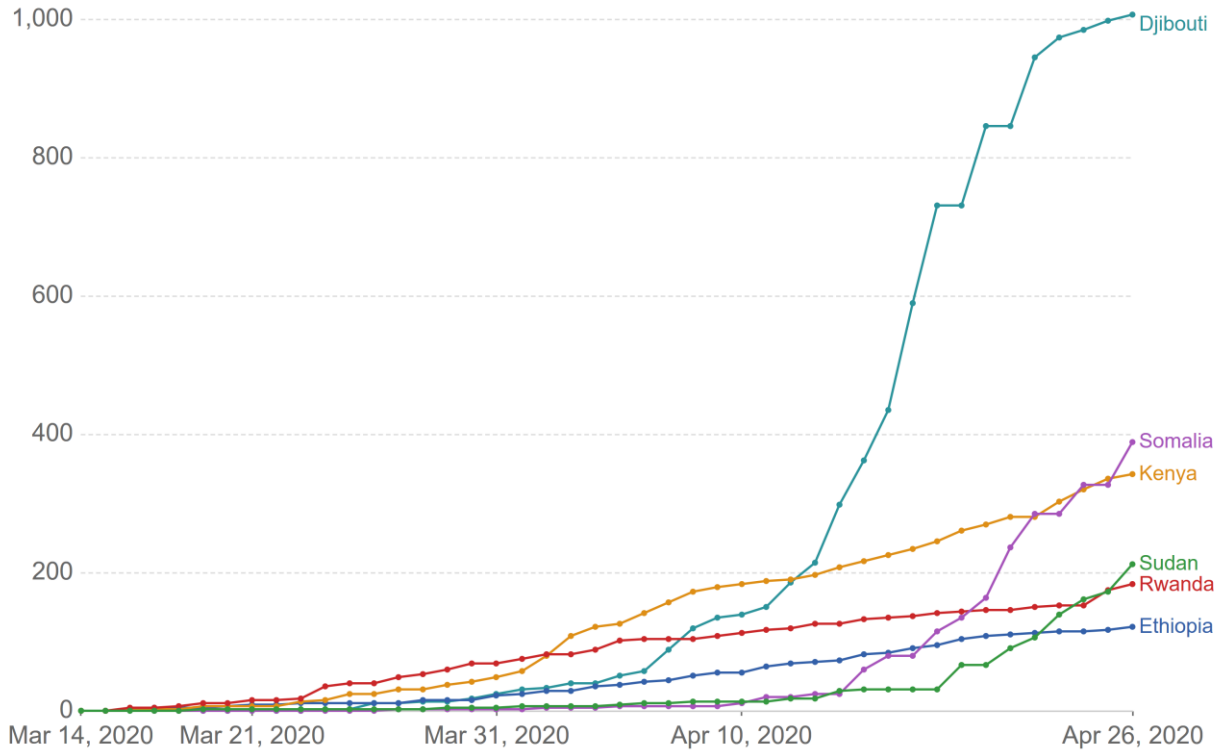
<b>Country</b>	<b>Cases</b>	<b>New Cases</b>	<b>%incr.</b>	<b>Recoveries</b>	<b>Deaths</b>
Burundi	15	4	36.3%	4	1
Comoros	0	0	0%	0	0
Djibouti	1023	49	5%	411	2
Ethiopia	123	7	6%	41	3
Kenya	355	52	17.2%	106	14
Rwanda	191	38	24.8%	92	0
Seychelles	11	0	0%	6	0
Somalia	436	150	52.5%	10	23
Sudan	237	75	46.3%	20	21
Uganda	79	16	25.4%	46	0
<b>TOTAL</b>	<b>2,391</b>	<b>375</b>	<b>18%</b>	<b>690</b>	<b>64</b>

Trend line 1: Category 1 - Countries with more than 100 cases

### Total confirmed COVID-19 cases



The number of confirmed cases is lower than the number of total cases. The main reason for this is limited testing.

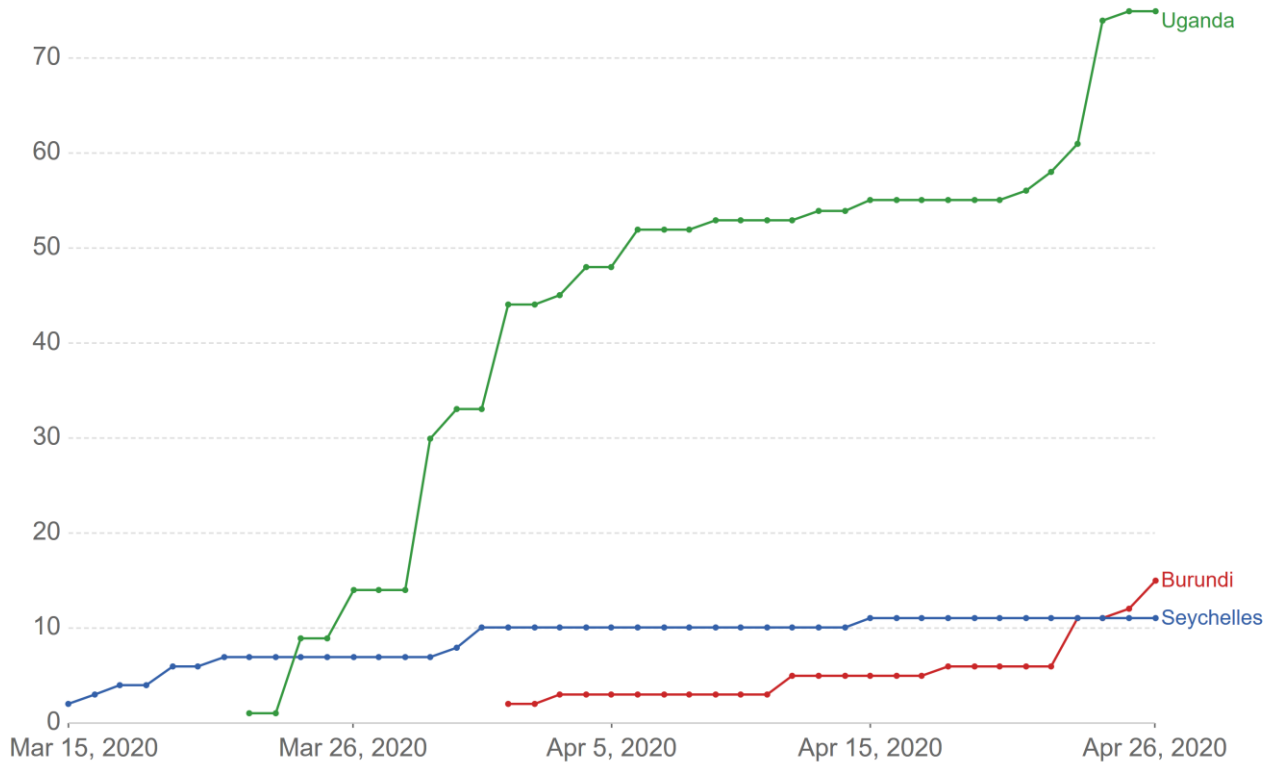


Source: European CDC – Situation Update Worldwide – Last updated 26th April, 10:45 (London time) OurWorldInData.org/coronavirus • CC BY

## Trend line 2: Category 2 - Countries with less than 100 cases

### Total confirmed COVID-19 cases

The number of confirmed cases is lower than the number of total cases. The main reason for this is limited testing.



Source: European CDC – Situation Update Worldwide – Last updated 26th April, 10:45 (London time) OurWorldInData.org/coronavirus • CC BY

---

## Global Trends

The coronavirus COVID-19 is affecting 210 countries and territories around the world and 2 international conveyances. There global trends indicate that there are currently **2,995,636** confirmed cases, **881,561** recoveries and **207,020** deaths from the COVID-19 Pandemic.

The top five countries that have recorded the highest number of cases globally include the United States with 987,322 cases, Spain (226,629), Italy (197,675), France (162,100) and Germany (157,770). The highest recovery rate has been reported in USA with 118,781 cases, Spain (117,727), Germany (114,500), China (77,474) and Iran (69,657). The countries that have recorded the highest death rates are USA (55,415), Italy (26,644), France (22,856), Spain (21,717) and Germany (20,732).

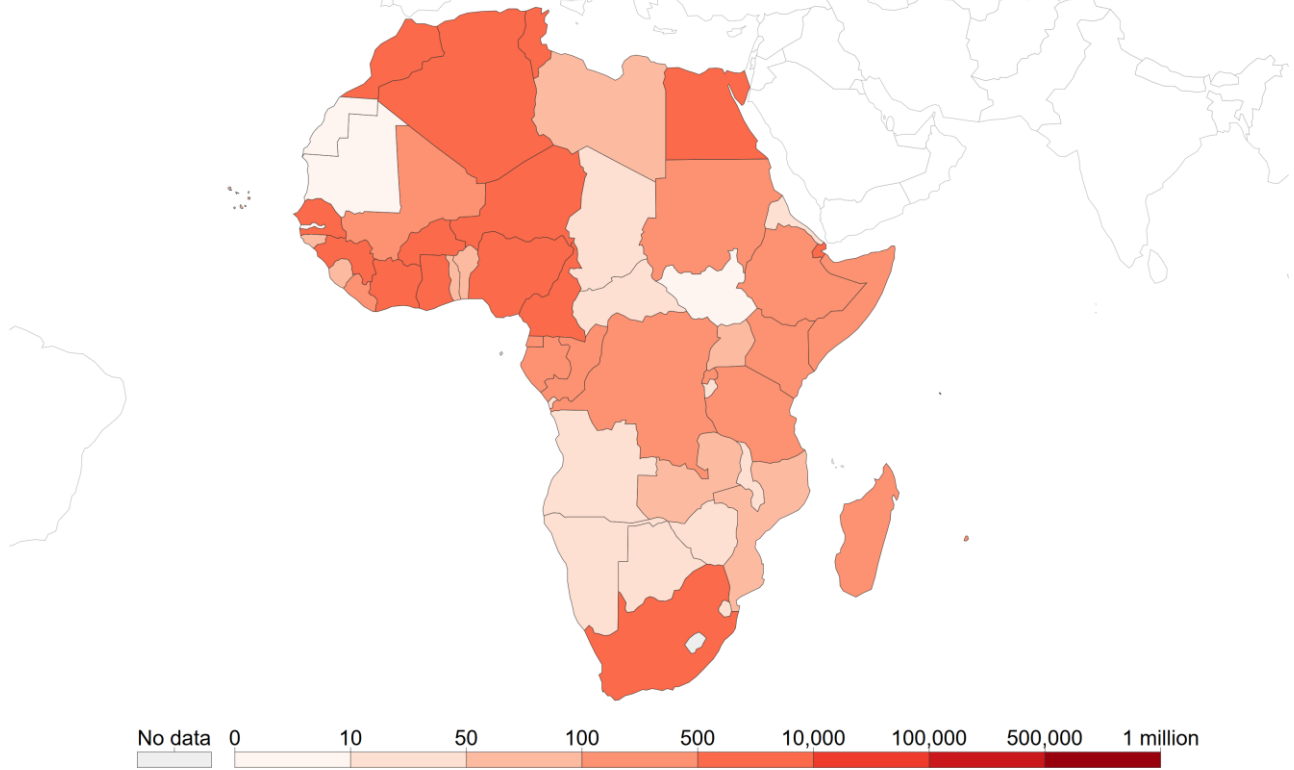
*Table 2: A breakdown of the Global Infection of COVID- 19*

<b>Description</b>	<b>Cases</b>	<b>%age incr./decr. from 23/04</b>
Currently Infected	2,995,636	13.1%
Mild Condition	1,849,445	10%
Serious or Critical	57,610	-1.1%
Recovered/Discharged	881,561	21.7%
Deaths	207,020	12.1%

Figure 1: Africa's Map of total confirmed COVID-19 cases

### Total confirmed COVID-19 cases, Apr 26, 2020

The number of confirmed cases is lower than the number of total cases. The main reason for this is limited testing.


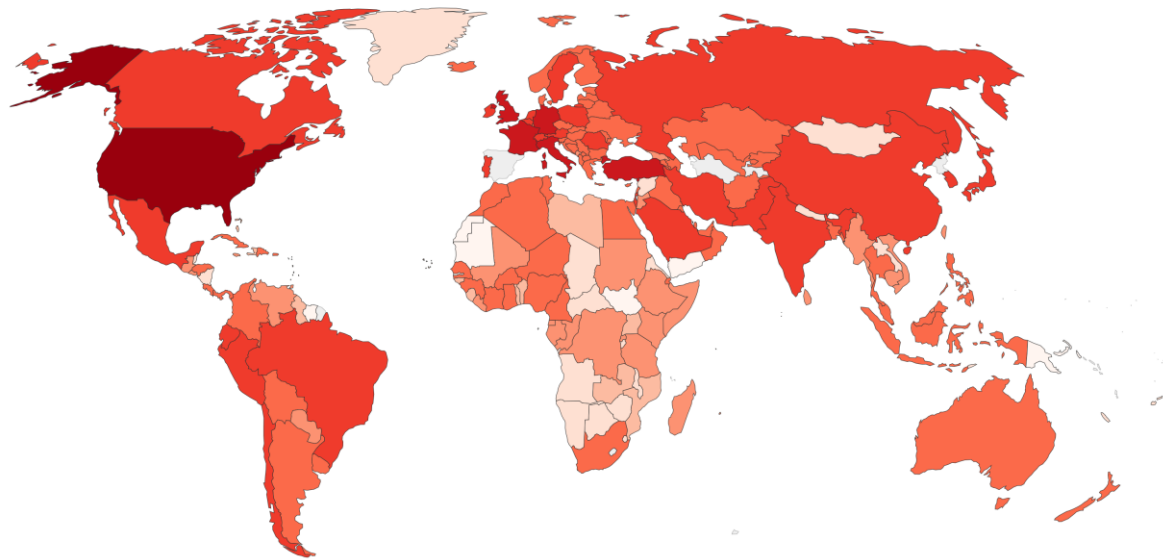


Source: European CDC – Situation Update Worldwide – Last updated 26th April, 10:45 (London time) OurWorldInData.org/coronavirus • CC BY

Figure 2: Global Map of total confirmed COVID-19 cases

### Total confirmed COVID-19 cases, Apr 26, 2020

The number of confirmed cases is lower than the number of total cases. The main reason for this is limited testing.



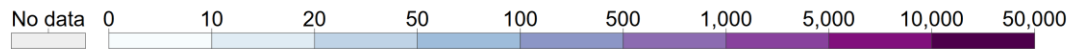
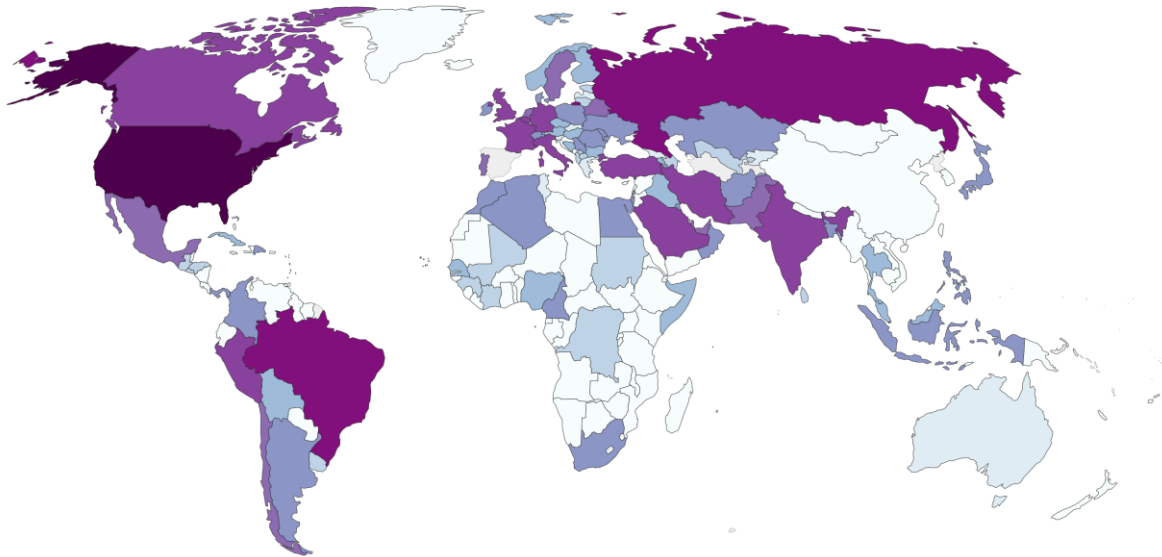
Source: European CDC – Situation Update Worldwide – Last updated 26th April, 10:45 (London time) [OurWorldInData.org/coronavirus](https://www.ourworldindata.org/coronavirus) • CC BY



Figure 3: Global Map of the daily new confirmed COVID-19 cases

### Daily confirmed COVID-19 cases, Apr 26, 2020

The number of confirmed cases is lower than the number of total cases. The main reason for this is limited testing.



Source: European CDC – Situation Update Worldwide – Last updated 26th April, 10:45 (London time) [OurWorldInData.org/coronavirus](https://www.ourworldindata.org/coronavirus) • CC BY