

COVID 19

SITUATION REPORT 2020

Issue No. 9

MAY 4

EASTERN AFRICA STANDBY FORCE
Authored by: EASF Situation Room



SUMMARY AND ANALYSIS

The EASF region has reported 612 more corona virus (COVID-19) cases as compared to the last report. So far, a total of **3,503** have been reported in the region, which makes up 7.7% of the 45,480 total continents infections.

The most affected countries in the EASF Region are Djibouti with 1,112 total cases, Somalia (722) and Sudan (678). The Union of Comoros recorded its first case of corona virus on 2nd May, 2020 while Seychelles has recorded no new cases of Corona virus since the last report.

The region has so far recorded an increase of 26 deaths since the last report bringing the total to 103 COVID-19 related deaths with Sudan reporting the highest number of deaths at 41, Somalia with 32 and Kenya 24. This represents 3% mortality rate of the total reported cases. The mortality rate in the region remains low as compared to the global mortality rate of 18%.

The trend of recoveries in the region continues to be very positive at 1,222 recoveries. Djibouti has recorded the highest at 686, Kenya (167) and Rwanda (124). This represents 34.5% recovery rate of all total infected people.

Regional Trends

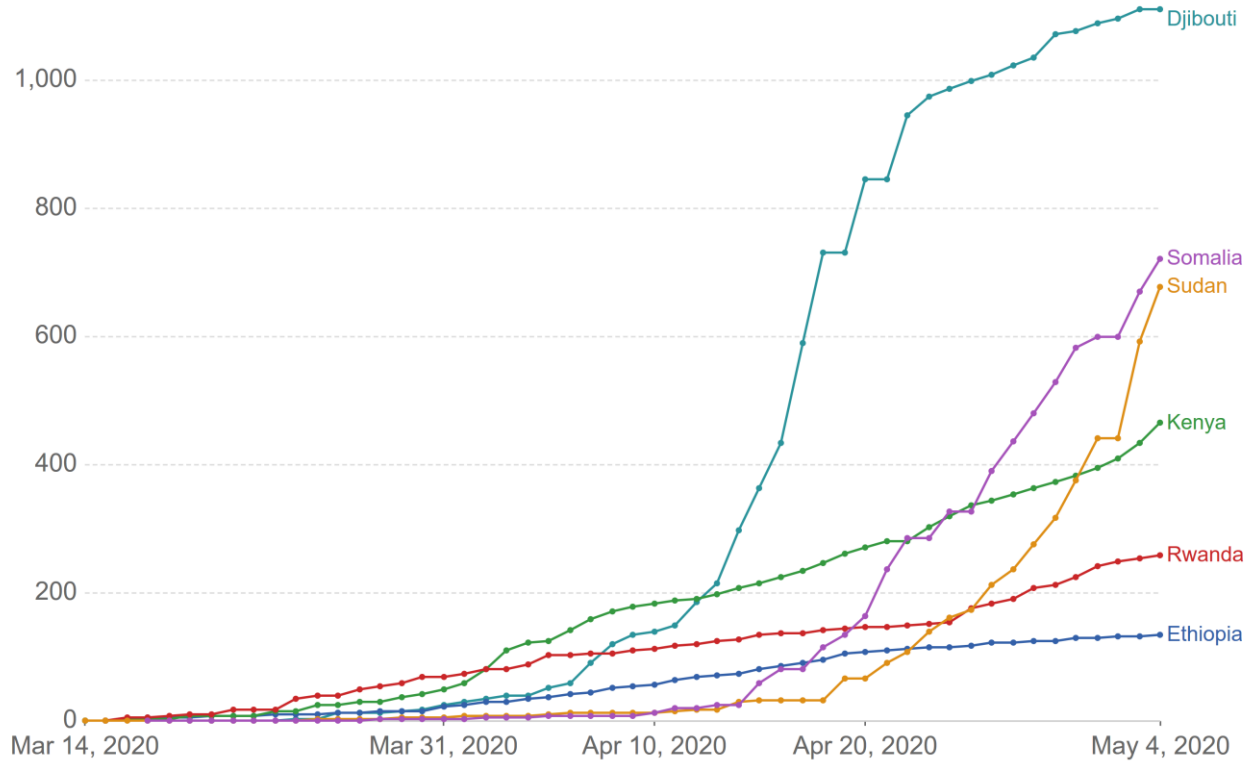
Table 1: Infection Cases per EASF Member State

Country	Cases	New Cases	%incr.	Recoveries	Deaths
Burundi	19	3	18.8%	7	1
Comoros	3	3	100%	0	0
Djibouti	1,122	35	3.5%	686	2
Ethiopia	135	5	3.9%	75	3
Kenya	465	81	21.1%	167	24
Rwanda	259	34	15.1%	124	0
Seychelles	11	0	0%	6	0
Somalia	722	140	24%	44	32
Sudan	678	303	80.8%	61	41
Uganda	89	8	7.9%	52	0
TOTAL	3,503	612	21.3%	1222	103

Trend line 1: Category 1 - Countries with more than 100 cases

Total confirmed COVID-19 cases

The number of confirmed cases is lower than the number of total cases. The main reason for this is limited testing.

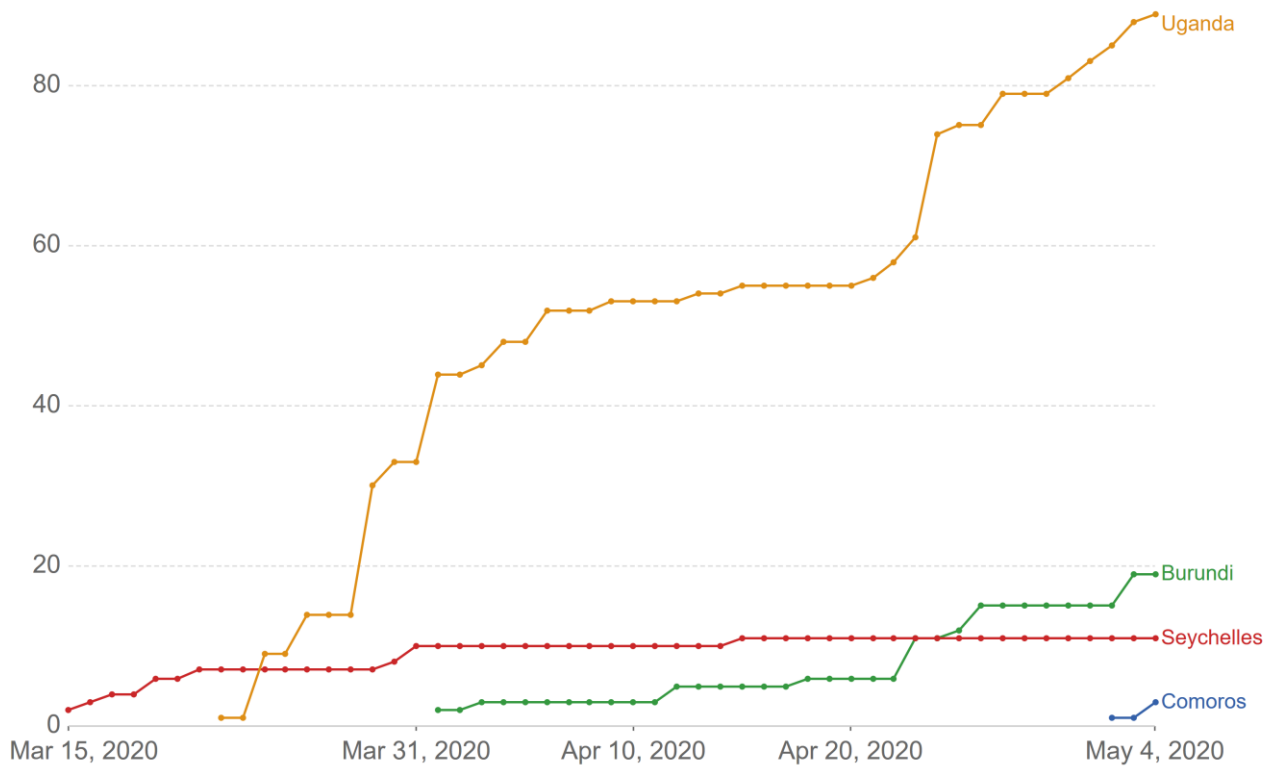


Source: European CDC – Situation Update Worldwide – Last updated 4th May, 11:45 (London time) OurWorldInData.org/coronavirus • CC BY

Trend line 2: Category 2 - Countries with less than 100 cases

Total confirmed COVID-19 cases

The number of confirmed cases is lower than the number of total cases. The main reason for this is limited testing.



Source: European CDC – Situation Update Worldwide – Last updated 4th May, 11:45 (London time)

OurWorldInData.org/coronavirus • CC BY

Global Trends

The coronavirus COVID-19 is affecting 210 countries and territories around the world and 2 international conveyances. There global trends indicate that there are currently **3,581,879** confirmed cases, **1,159,553** recoveries and **248,558** deaths from the COVID-19 Pandemic.

The top five countries that have recorded the highest number of cases globally include the United States with 1,188,421 cases, Spain (247,122), Italy (210,717), UK (186,599) and France (168,693). The highest recovery rate has been reported in USA with 178,594 cases, Spain (148,558), Germany (132,700), Italy (81,654) and Iran (78,422). The countries that have recorded the highest death rates are USA (68,602), Italy (28,884), UK (28,446), Spain (24,275) and France (24,895).

Table 2: A breakdown of the Global Infection of COVID- 19

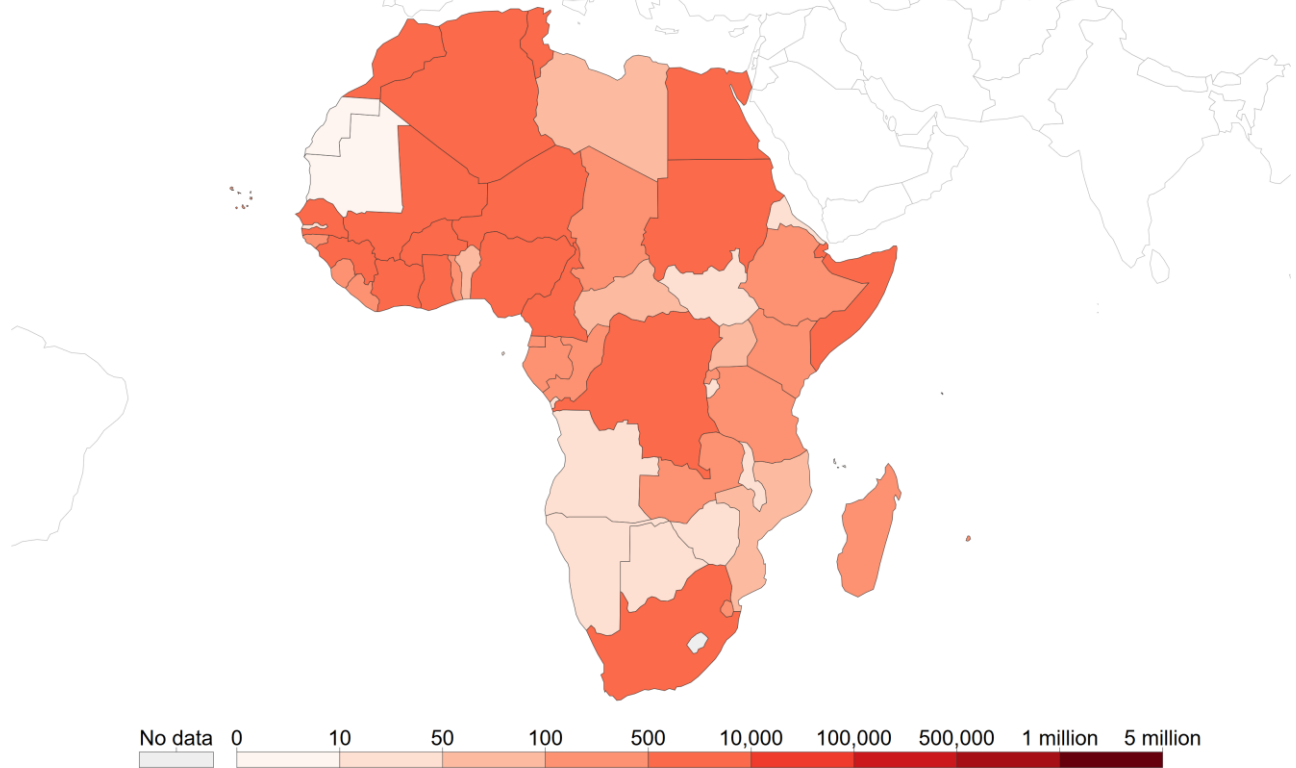
Description	Cases	%age incr/decr from 27/04
Currently Infected	3,581,879	10.8%
Mild Condition	1,995,692	6.4%
Serious or Critical	59,772	-16.3%
Recovered/Discharged	1,007,865	15.1%
Deaths	228,504	8.8%

NB: Percentage in red indicates a decrease from the previous report while those is red indicate an increase from the previous report

Figure 1: Africa's Map of total confirmed COVID-19 cases

Total confirmed COVID-19 cases, May 4, 2020

The number of confirmed cases is lower than the number of total cases. The main reason for this is limited testing.

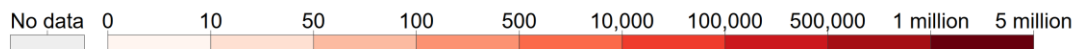
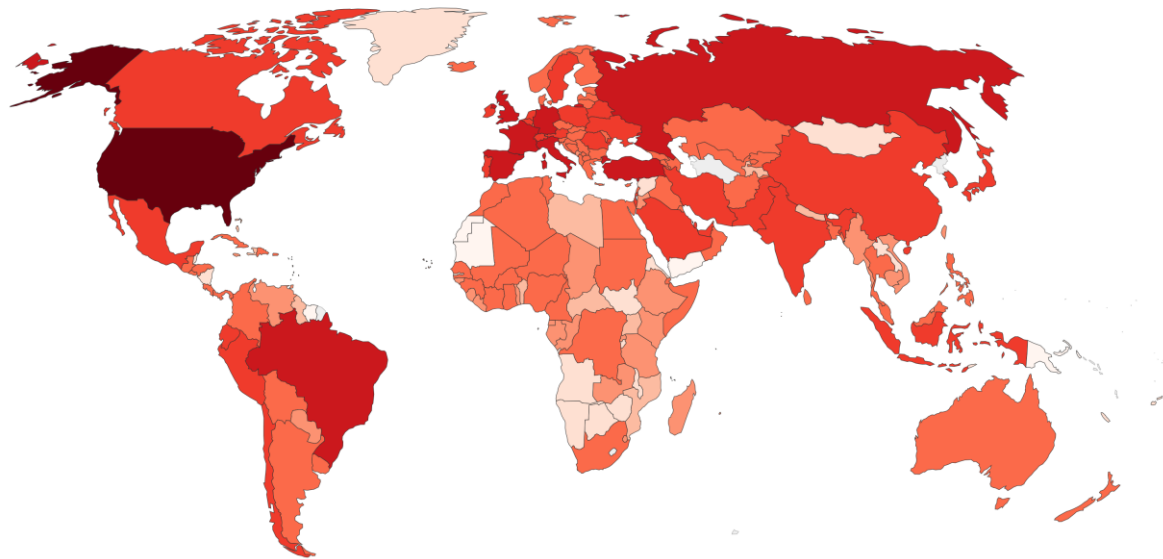


Source: European CDC – Situation Update Worldwide – Last updated 4th May, 11:45 (London time) [OurWorldInData.org/coronavirus](https://ourworldindata.org/coronavirus) • CC BY

Figure 2: Global Map of total confirmed COVID-19 cases

Total confirmed COVID-19 cases, May 4, 2020

The number of confirmed cases is lower than the number of total cases. The main reason for this is limited testing.

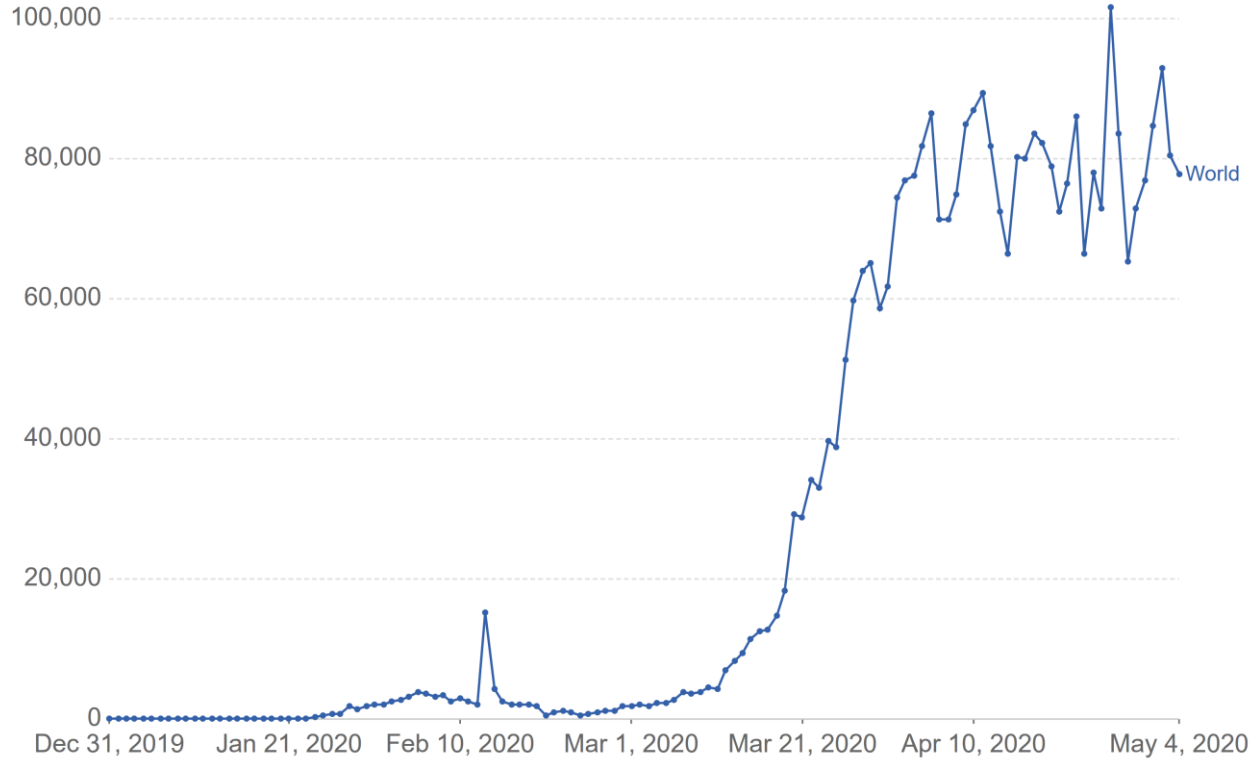


Source: European CDC – Situation Update Worldwide – Last updated 4th May, 11:45 (London time) [OurWorldInData.org/coronavirus](https://www.ourworldindata.org/coronavirus) • CC BY

Figure 3: Global Map of the daily new confirmed COVID-19 cases

Daily confirmed COVID-19 cases

The number of confirmed cases is lower than the number of total cases. The main reason for this is limited testing.



Source: European CDC – Situation Update Worldwide – Last updated 4th May, 11:45 (London time) OurWorldInData.org/coronavirus • CC BY