

# COVID 19

## SITUATION REPORT 2020

Issue No. 10

---

MAY 7

---

**EASTERN AFRICA STANDBY FORCE**  
Authored by: EASF Situation Room



---

## SUMMARY AND ANALYSIS

The EASF region has reported 516 more corona virus (COVID-19) cases as compared to the last report. So far, a total of 4,024 have been reported in the region, which makes up 7.6% of the 53,070 total continents infections.

The most affected countries in the EASF Region are Djibouti with 1,124 total cases, Somalia (873) and Sudan (852). The Republic of Burundi and Seychelles have recorded no new cases of Corona virus since the last report.

The region has so far recorded an increase of 19 deaths since the last report bringing the total to 122 COVID-19 related deaths with Sudan reporting the highest number of deaths at 49, Somalia with 39 and Kenya 26. This represents 3% mortality rate of the total reported cases. The mortality rate in the region remains low as compared to the global mortality rate which stands at 17% of total cases reported.

The trend of recoveries in the region continues to be very positive at 1,405 recoveries. Djibouti has recorded the highest at 755, Kenya (190) and Rwanda (130). This represents 35% recovery rate of all total infected people.

## Regional Trends

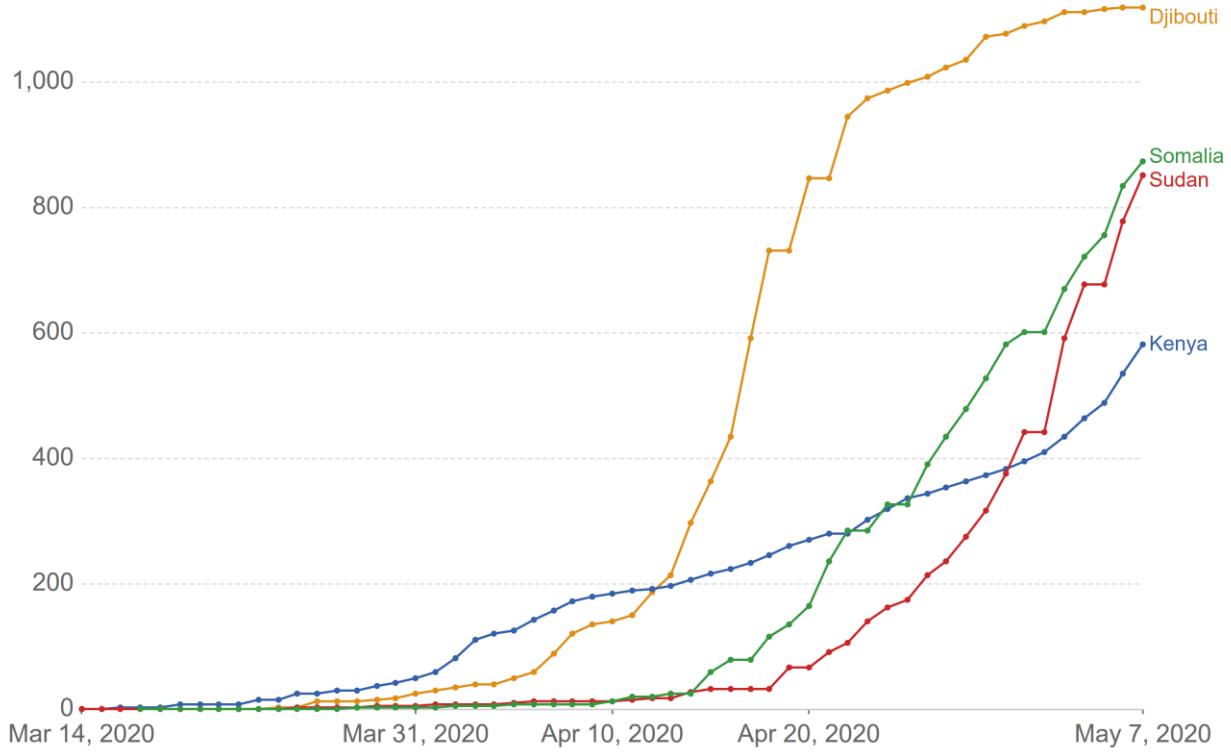
Table 1: Infection Cases per EASF Member State

Country	Cases	New Cases	%incr.	Recoveries	Deaths
Burundi	19	0	0%	7	0
Comoros	8	5	167%	0	1
Djibouti	1,124	0	0.18%	755	3
Ethiopia	187	52	38.5%	93	4
Kenya	582	117	25.2%	190	26
Rwanda	268	9	3.5%	130	0
Seychelles	11	0	0%	8	0
Somalia	873	151	20.9%	87	39
Sudan	852	174	25.7%	80	49
Uganda	100	8	12.4%	55	0
<b>TOTAL</b>	<b>4,024</b>	<b>516</b>	<b>14.7%</b>	<b>1,405</b>	<b>122</b>

Trend line 1: Category 1 - Countries with more than 500 cases

### Total confirmed COVID-19 cases

The number of confirmed cases is lower than the number of total cases. The main reason for this is limited testing.



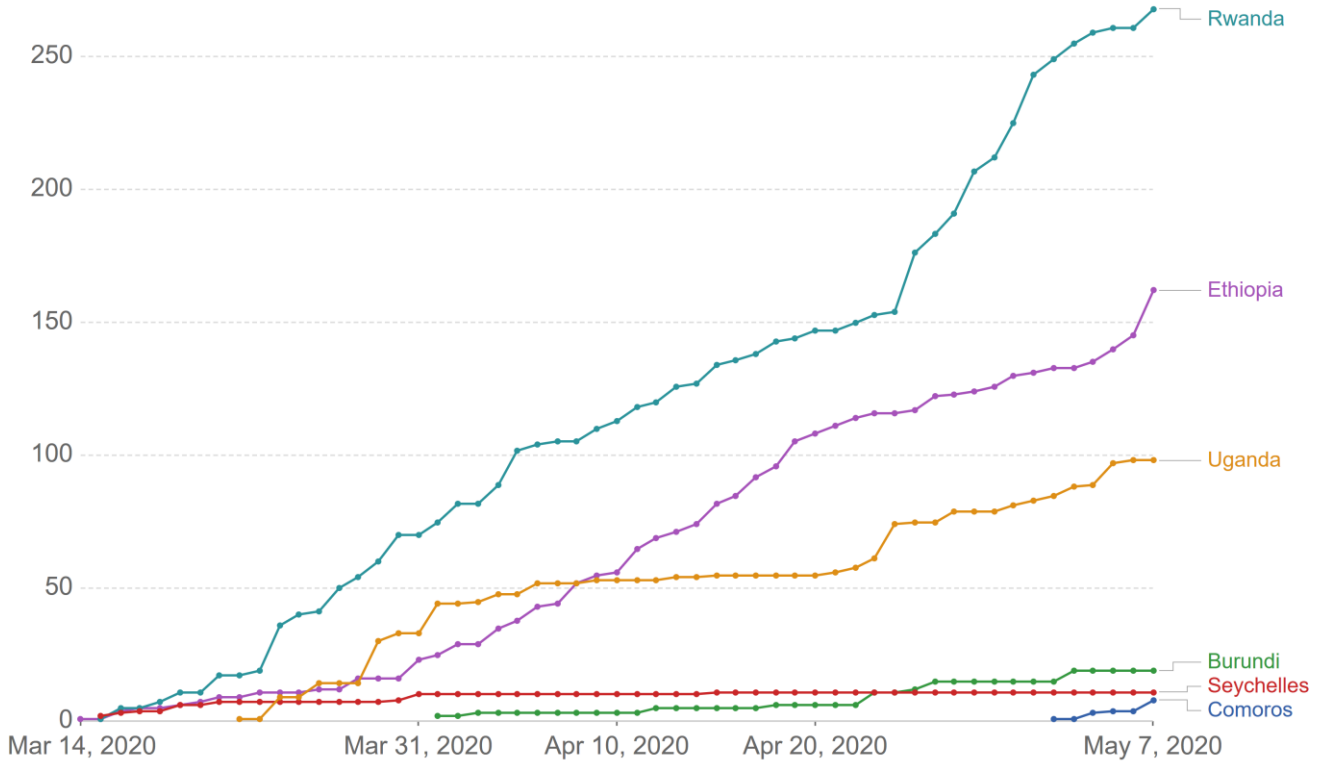
Source: European CDC – Situation Update Worldwide – Last updated 7th May, 11:15 (London time) OurWorldInData.org/coronavirus • CC BY

## Trend line 2: Category 2 - Countries with less than 500 cases

### Total confirmed COVID-19 cases

The number of confirmed cases is lower than the number of total cases. The main reason for this is limited testing.

Our World  
in Data



Source: European CDC – Situation Update Worldwide – Last updated 7th May, 11:15 (London time)

OurWorldInData.org/coronavirus • CC BY

---

## Global Trends

The coronavirus COVID-19 is affecting 210 countries and territories around the world and 2 international conveyances. There global trends indicate that there are currently **3,846,924** confirmed cases, **1,315,718** recoveries and **265,885** deaths from the COVID-19 Pandemic.

The top five countries that have recorded the highest number of cases globally include the United States with 1,263,634 cases, Spain (256,855), Italy (214,457), UK (201,101) and Russia (177,160). The highest recovery rate has been reported in USA with 213,109 cases, Spain (163,919), Germany (139,900), Italy (93,245) and Iran (82,744). The countries that have recorded the highest death rates are USA (74,810), UK (30,076), Italy (29,684), Spain (26,070) and France (25,809).

*Table 2: A breakdown of the Global Infection of COVID- 19*

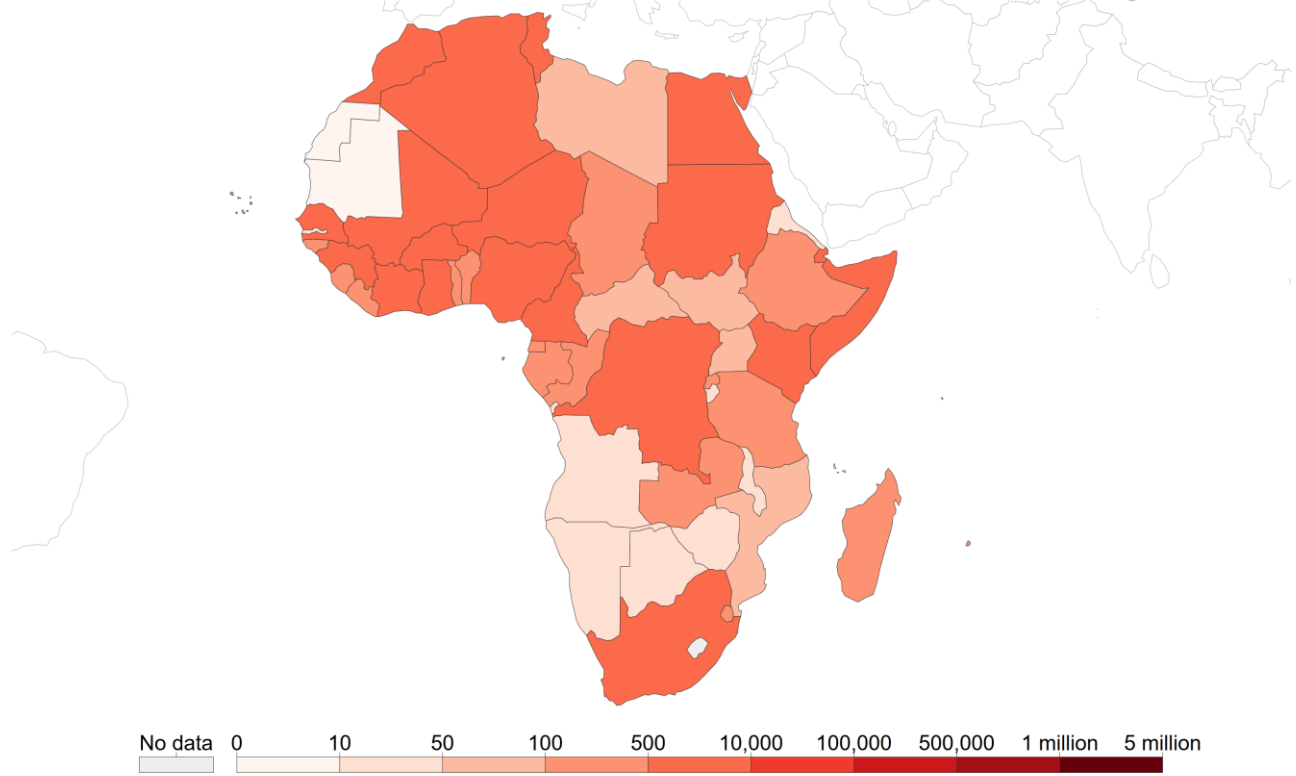
<b>Description</b>	<b>Cases</b>	<b>%age incr/decr from 4/05</b>
Currently Infected	3,846,924	7.4%
Mild Condition	2,217,253	11.1%
Serious or Critical	48,068	-19.5%
Recovered/Discharged	1,315,718	30.6%
Deaths	265,885	16.4%

*NB: Percentage in red indicates a decrease from the previous report while those in red indicate an increase from the previous report*

Figure 1: Africa's Map of total confirmed COVID-19 cases

### Total confirmed COVID-19 cases, May 7, 2020

The number of confirmed cases is lower than the number of total cases. The main reason for this is limited testing.

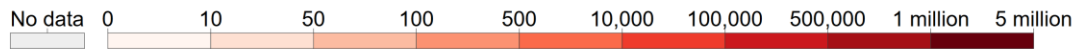
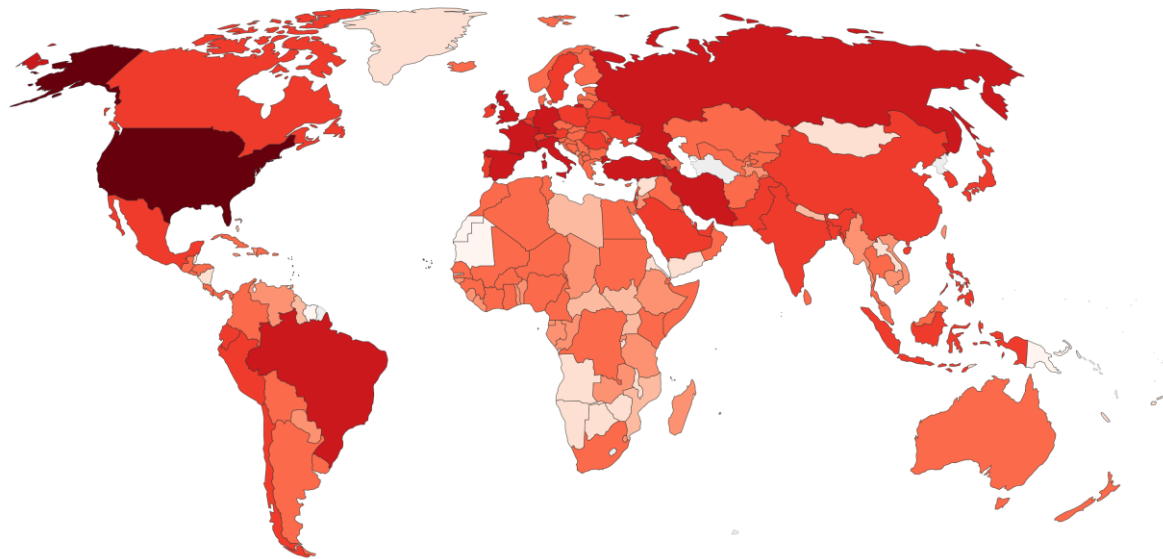


Source: European CDC – Situation Update Worldwide – Last updated 7th May, 11:15 (London time)    OurWorldInData.org/coronavirus • CC BY

Figure 2: Global Map of total confirmed COVID-19 cases

### Total confirmed COVID-19 cases, May 7, 2020

The number of confirmed cases is lower than the number of total cases. The main reason for this is limited testing.



Source: European CDC – Situation Update Worldwide – Last updated 7th May, 11:15 (London time) [OurWorldInData.org/coronavirus](https://www.ourworldindata.org/coronavirus) • CC BY

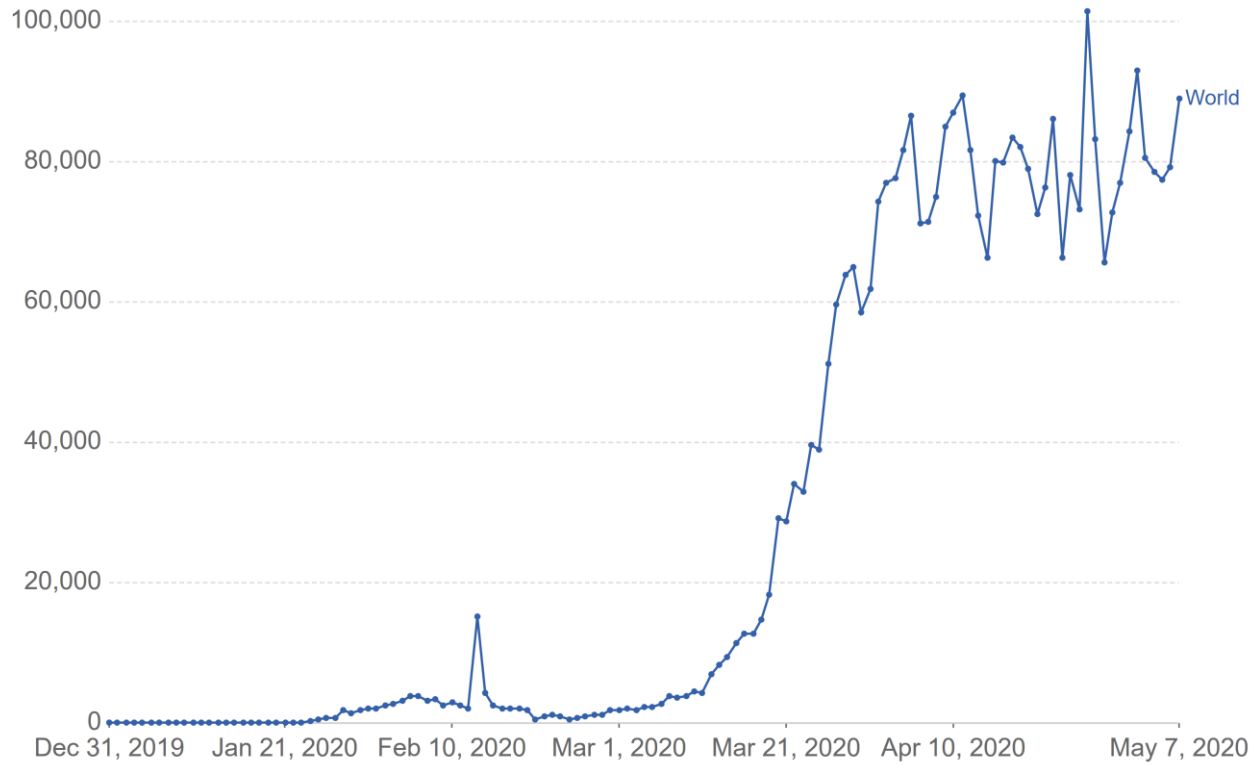


Figure 3: Global Map of the daily new confirmed COVID-19 cases

### Daily confirmed COVID-19 cases



The number of confirmed cases is lower than the number of total cases. The main reason for this is limited testing.



Source: European CDC – Situation Update Worldwide – Last updated 7th May, 11:15 (London time) OurWorldInData.org/coronavirus • CC BY