

COVID 19

SITUATION REPORT 2020

Issue No. 27

JULY 6

EASTERN AFRICA STANDBY FORCE
Authored by: EASF Situation Room



SUMMARY AND ANALYSIS

The rate of infection of coronavirus (COVID-19) in the EASF region has increased in the last three days' countries reporting **1,661** more cases. So far, a total of **33,859** cases have been recorded which indicates a 5% increase in infections since the last report. EASF region makes up 7.1% of the **480,518** total continents infections.

The most affected countries in the EASF Region are Sudan with 9,767 total cases, Kenya (7,886) and Ethiopia (5,846). The Republic of Seychelles has no case of corona virus infection.

The region has so far recorded 1,029 COVID-19 related deaths with Sudan reporting the highest number of deaths at 608, Kenya (160) cases and Ethiopia (103) cases each. This represents 3% mortality rate of the total reported cases.

The trend of recoveries in the region continues rise positively sharply with 16,260 recoveries. Sudan has recorded the highest at 4,673, Djibouti (4,593) and Ethiopia (2,430). This represents 49.8% recovery rate of the total infected people.

Regional Trends

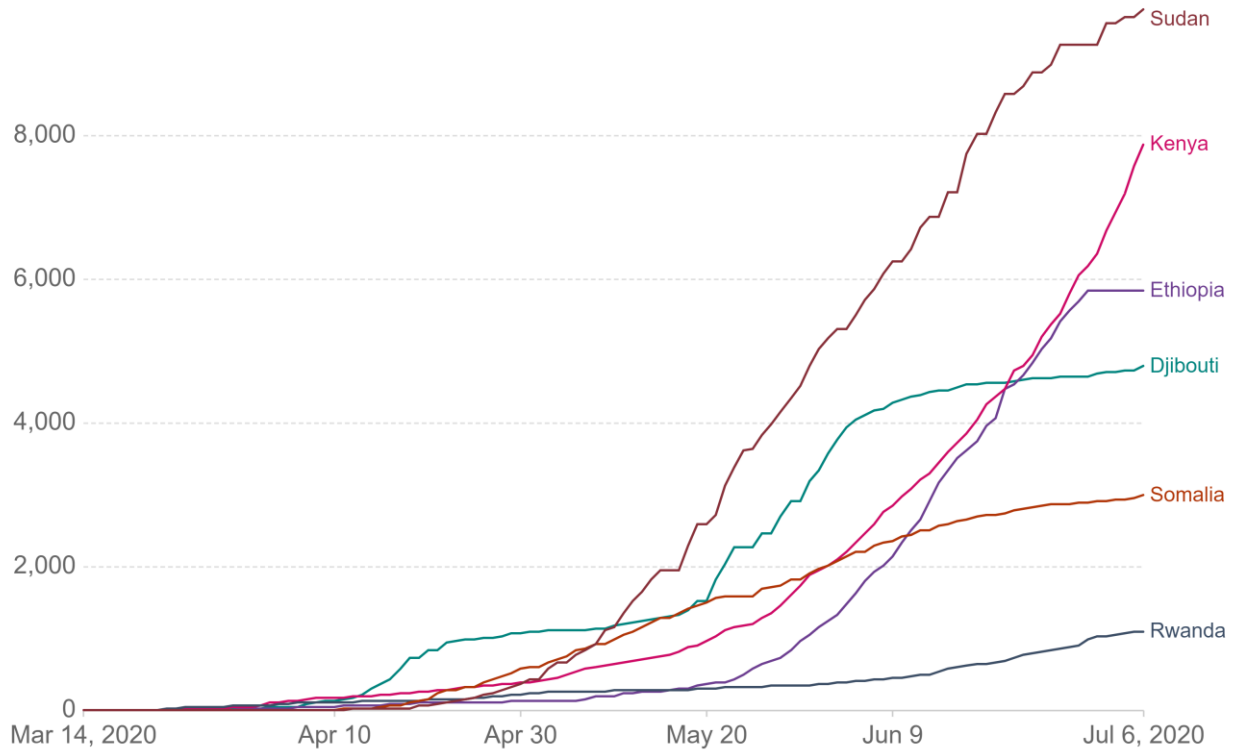
Table 1: Infection Cases per EASF Member State

Country	Cases	New Cases	%incr.	Recoveries	Deaths
Burundi	191	21	12.3%	118	1
Comoros	311	8	2.6%	266	7
Djibouti	4,792	88	1.9%	4,593	55
Ethiopia	5,846	0	0%	2,430	103
Kenya	7,886	1,213	18.2%	2,287	160
Rwanda	1,105	63	6%	567	3
Seychelles	11	0	0%	11	0
Somalia	2,997	73	2.5%	1,014	92
Sudan	9,767	194	2%	4,673	608
Uganda	953	1	0.1%	892	0
TOTAL	33,859	1,661	5%	16,851	1,029

Trend line 1: Category 1 - Countries with more than 1000 cases

Cumulative confirmed COVID-19 cases

The number of confirmed cases is lower than the number of total cases. The main reason for this is limited testing.

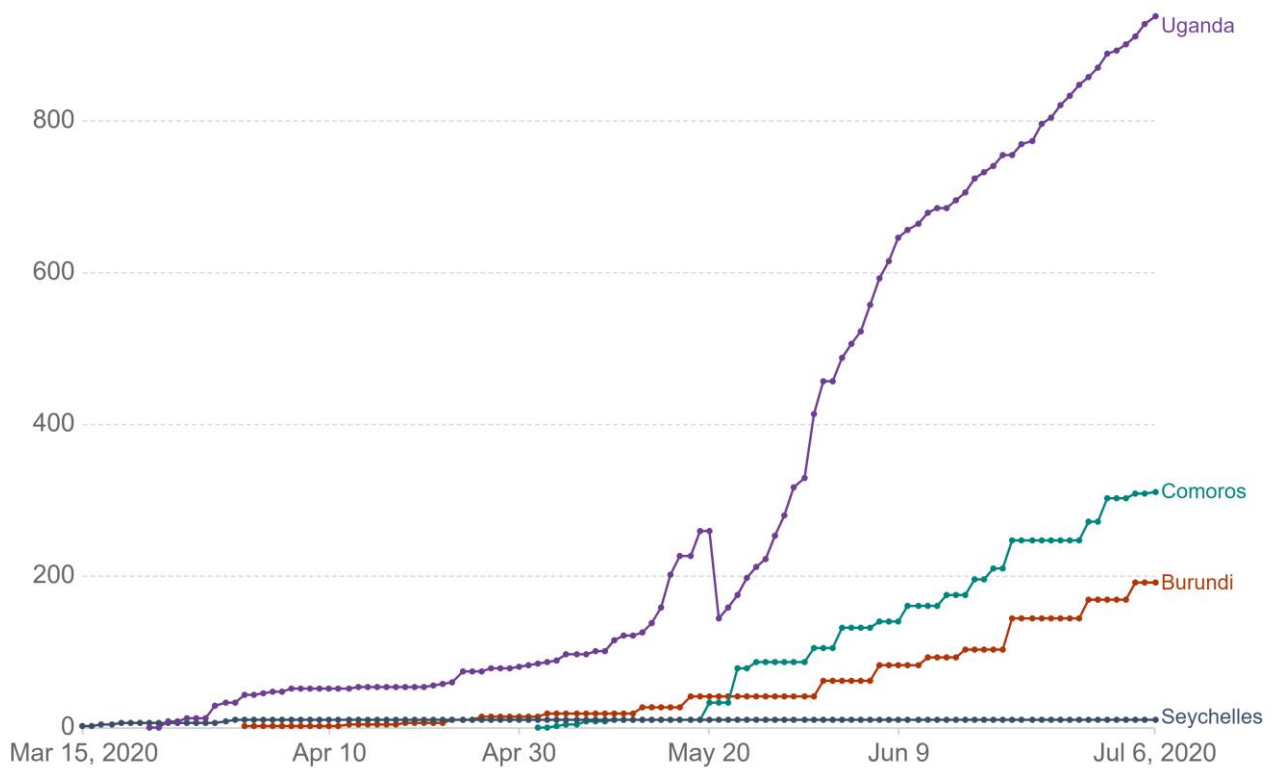


Source: European CDC – Situation Update Worldwide – Last updated 6th July, 11:00 (London time) OurWorldInData.org/coronavirus • CC BY

Trend line 2: Category 2 - Countries with less than 1000 cases

Cumulative confirmed COVID-19 cases

The number of confirmed cases is lower than the number of total cases. The main reason for this is limited testing.



Source: European CDC – Situation Update Worldwide – Last updated 6th July, 11:00 (London time) OurWorldInData.org/coronavirus • CC BY

Global Trends

The coronavirus COVID-19 is affecting 213 countries and territories around the world and 2 international conveyances. There global trends indicate that there are currently **11,588,427** confirmed cases, **6,555,543** recoveries and **537,388** deaths from the COVID-19 Pandemic.

The top five countries that have recorded the highest number of cases globally include the United States with 2,983,155 cases, Brazil (1,604,585), Russia (700,724), India (687,862) and Peru (302,718). The highest recovery rate has been reported in USA with cases 1,289,687, Brazil (978,615), Russia (454,329), India (425,568) and Chile (261,032). The countries that have recorded the highest death rates are USA (132,571), Brazil (64,900), UK (44,220), Italy (34,861) and Mexico (30,639).

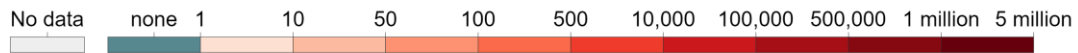
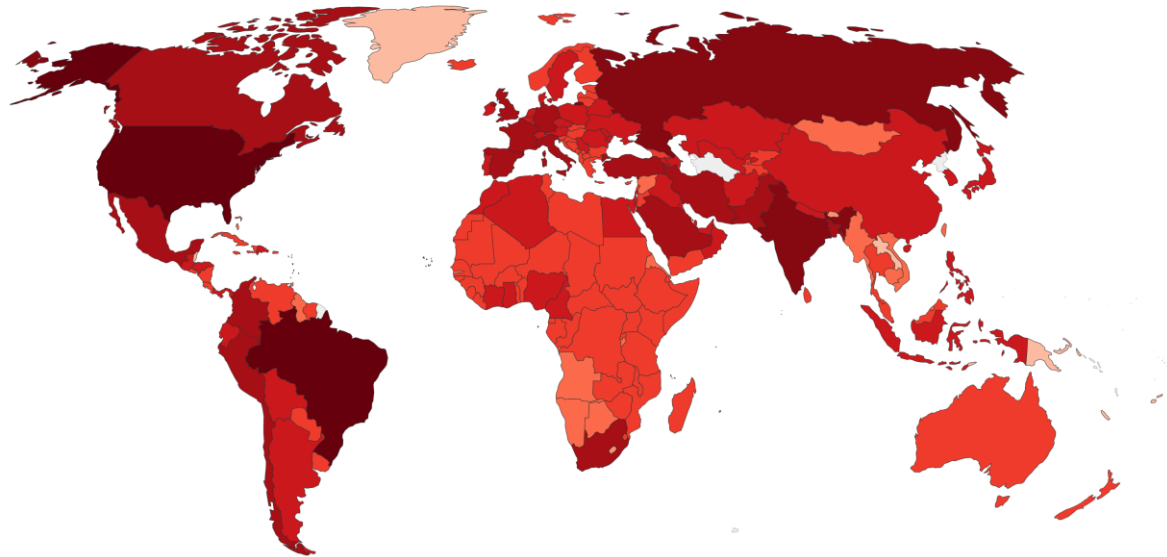
Table 2: A breakdown of the Global Infection of COVID- 19

Description	Cases	%age incr. or decr. from 2/07
Total Cases	11,588,427	7%
Mild Condition	4,436,765	5.6%
Serious or Critical	58,731	1.3%
Recovered/Discharged	6,555,543	8.2%
Deaths	537,388	3.4%

Figure 1: Global Map of total confirmed COVID-19 cases

Cumulative confirmed COVID-19 cases, Jul 6, 2020

The number of confirmed cases is lower than the number of total cases. The main reason for this is limited testing.



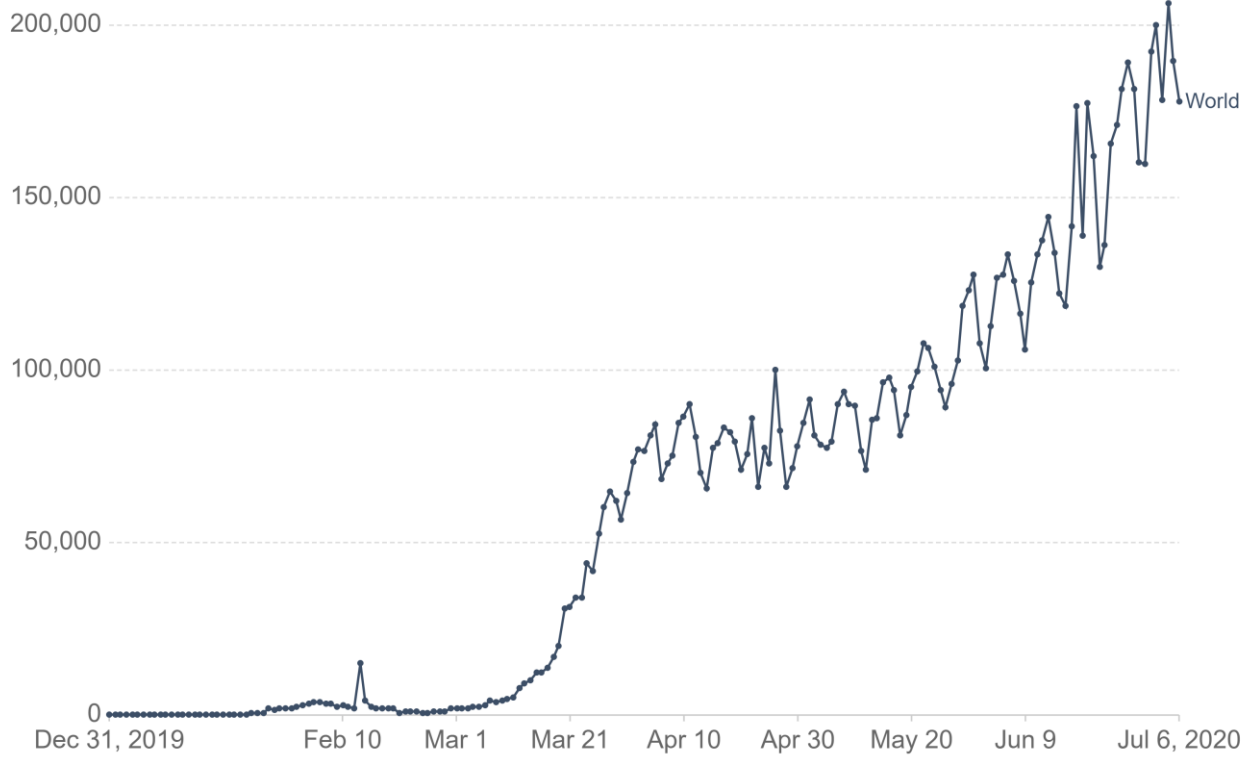
Source: European CDC – Situation Update Worldwide – Last updated 6th July, 11:00 (London time) [OurWorldInData.org/coronavirus](https://www.ourworldindata.org/coronavirus) • CC BY

Figure 2: Total confirmed COVID-19 per region

Daily confirmed COVID-19 cases



The number of confirmed cases is lower than the number of total cases. The main reason for this is limited testing.



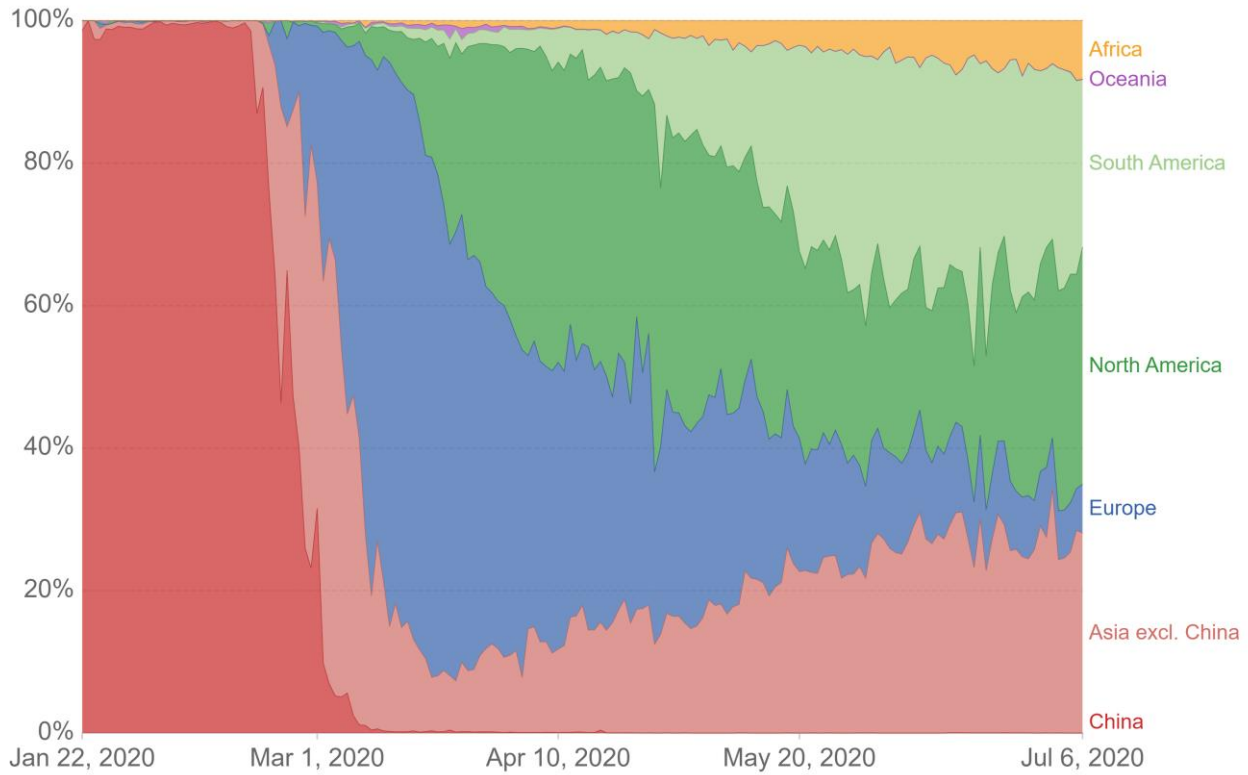
Source: European CDC – Situation Update Worldwide – Last updated 6th July, 11:00 (London time) OurWorldInData.org/coronavirus • CC BY

Figure 3: Daily COVID-19 cases per region

Daily confirmed COVID-19 cases



The number of confirmed cases is lower than the number of total cases. The main reason for this is limited testing.



Source: European CDC – Situation Update Worldwide – Last updated 6th July, 11:00 (London time) OurWorldInData.org/coronavirus • CC BY